



Photo De-colorization of Cibacron Brilliant Yellow Dye Using ZnO Photo Catalyst under Sunlight



Namratha K^{1,2}, Byrappa K^{1,2*} and Deepthi BK^{1,2}

¹DOS in Earth Science Manasagangothri, University of Mysore, India

²Center for Material Science and Technology, University of Mysore, India

*Corresponding author: K Byrappa, Center for Materials Science and Technology, University of Mysore, Vijnan Bhavan, P.B. No. 21, Manasagangothri, Mysore-570006, India.

Submission: 📅 January 25, 2018; Published: 📅 February 23, 2018

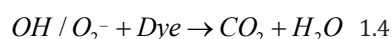
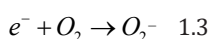
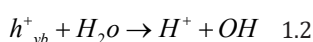
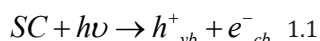
Abstract

This research is mainly focused on evaluation of ZnO as a catalyst to decolorize cibacron brilliant yellow dye in presence of sunlight. The rate of de-colorization was monitored in terms of percentage transmission using UV-Vis Spectroscopy. The effects of different operating parameters which influence the de-colorization process such as initial dye concentration and catalyst loading has been systematically investigated. From the result it was observed that de-colorization process enhanced in the presence of sunlight yielding 90% efficiency at optimized condition i.e. dye concentration of about 12ppm with catalyst dosage 0.4g for time duration of 180 minutes indicating right selection of operating parameter dosage allows in effective de-colorization of cibacron brilliant yellow dye. Therefore ZnO can be effectively used as photo-catalyst which can exploit solar energy in order to improve efficiency of the photo-catalysis process.

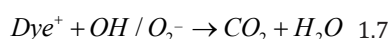
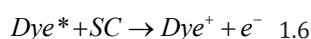
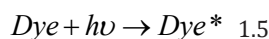
Keywords: Photo-catalysis; ZnO; Cibacron brilliant yellow dye

Introduction

In recent years the use of semiconductors (SC) for de-colorization of organic dyes which is referred to as heterogeneous Photo-catalysis process has attracted many researchers because of their ability to oxidize these dye stuffs into simpler mineralization products [1-2]. A Heterogeneous Photo-catalysis mainly proceeds in two pathways. In the first path way a semiconductor is illuminated with light source of energy greater than or equal to its band gap which results in excitation of electron from valence band to conduction band (Eq. 1.1) thus leaving behind a positive hole in the valence band, where in these generated charge carriers (electron and holes) migrate to the surface of the catalyst and initiate redox reaction [3-4] which ultimately result in production of reactive oxygen species as positive hole oxidize the water at the surface to form hydroxyl radical (Eq. 1.2) and electron in the conduction band is trapped by molecular oxygen which is reduced to form superoxide radical (Eq. 1.3). These reactive oxygen species are strong oxidizing agents which are capable of oxidizing organic compounds like dye into mineralization products such as CO₂ and H₂O (Eq. 1.4) without forming secondary pollutant.



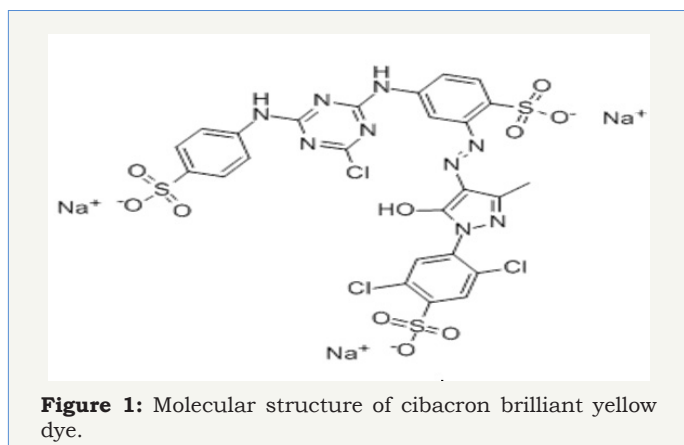
In the second pathway self sensitization of dye takes place because of the absorption of light energy (hν) which is lesser than the band gap of the semiconductor (Eq. 1.5) (i.e. wavelength in the visible light region) resulting in charge transfer (electron) from excited dye molecule to conduction band of the semiconductor, thus forming unstable cationic dye molecule (Eq. 1.6) which are constantly attacked by reactive oxygen species formed at the surface of the semiconductor (Eq. 1.7) [5-6].



Several semiconductor metal oxides such as TiO₂, ZnO, SnO₂ and CeO₂ etc have been extensively studied for its potential application as Photo-catalyst in de-colorization of dyes [7]. However among all the semiconductors zinc oxide (ZnO) appears to be most efficient Photo-catalyst owing to its highly stable, non toxicity, high quantum efficiency, high efficiency in production of electrons, and low cost [8]. Although the application of ZnO for Photo-catalytic de-colorization of organic dyes is limited because of narrow Photo-catalytic region (λ<400nm) due to its wide band gap energy around

3.3eV and electron hole recombination [9], its ability to absorb a small fraction of (<5%) of incident solar radiation along with extended photo response by self sensitization capability of the model pollutant i.e. cibacron brilliant yellow, a textile dye having wavelength of about 404nm, thereby absorbing the light energy in visible region is the prime motivation of the present work to study the efficiency of ZnO as a catalyst in de-colorization of the cibacron brilliant yellow dye under sunlight and utilization naturally available oxygen that is present in atmosphere to combat electron hole recombination because dissolved oxygen act as electron scavenger by reducing it into superoxide radical, thus enhancing photo-catalytic activity.

Chemical and Materials



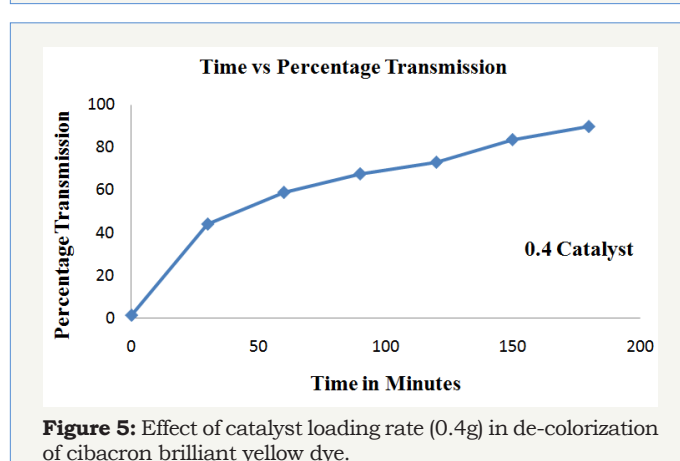
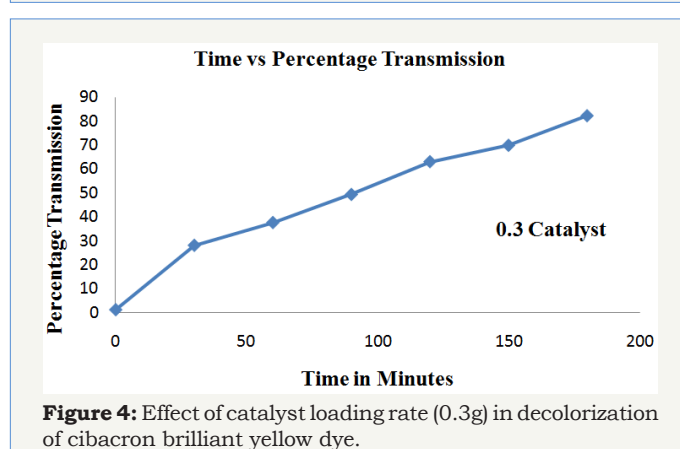
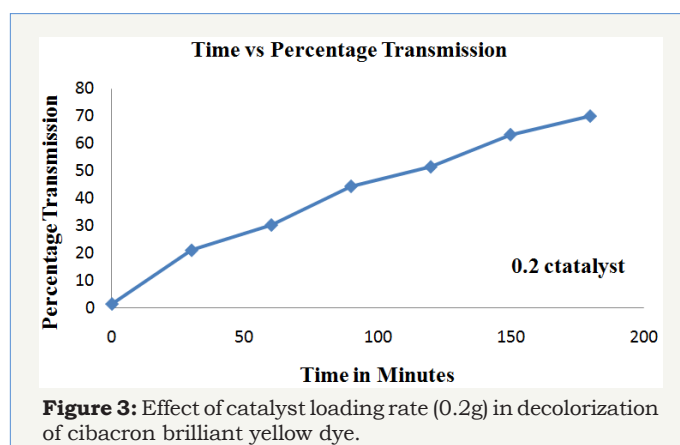
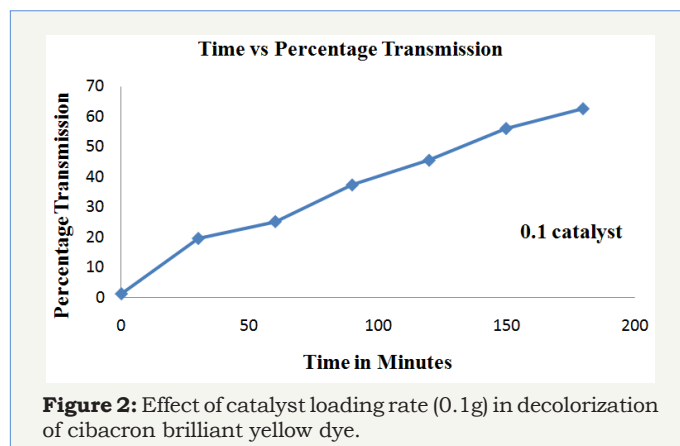
Textile dye, cibacron brilliant yellow (Figure 1) was obtained from Aldrich chem.co having molecular formula $C_{25}H_{15}Cl_3N_9Na_3O_{10}S_3$ with color index number 18972, $\lambda_{max} = 404nm$ and molecular weight =872.97g/mol. ZnO is procured from Ranbaxy and used without any further purification. The water used in all the experiment is nano pure water with a resistivity of 18.2 M Ω cm purified by PURELAB Option Q7, ELGA, UK. Percentage transmission was analyzed using UV-Vis Spectroscopy.

Experiment

Cibacron brilliant yellow dye was used as model pollutant to determine the de-colorization efficiency of ZnO. In order to study the effect catalyst dosage and concentration variation batch experiments with working volume of about 250ml were conducted by varying catalyst dosage (i.e. 0.1, 0.2, 0.3, 0.4 and 0.5g) and dye concentration (6, 12, 18, 24 and 30ppm). De-colorization process was initiated by exposing reaction mixture containing dye solution and catalyst ZnO to direct sunlight which were carried out for about 180 minute. At regular interval of time (30 minutes) 2-3ml of aliquots were collected and were immediately centrifuged to separate the catalyst particles. Then absorption spectra of sample solution were recorded at λ_{max} 404nm with UV-Vis Spectrophotometer. The rate of de-colorization was studied in terms of changes in percentage transmission.

Results and Discussion

Catalyst loading effects on photocatalyst de-colorization of cibacron brilliant yellow dye



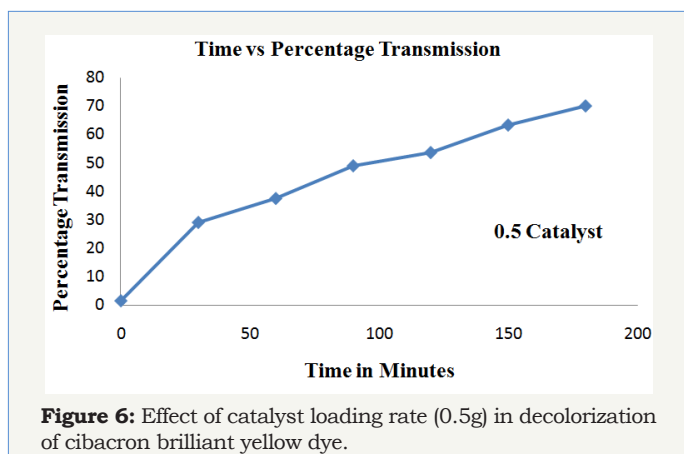


Figure 6: Effect of catalyst loading rate (0.5g) in decolorization of cibacron brilliant yellow dye.

In order to study the effect of catalyst loading rate, ZnO dosage was varied from 0.1g, 0.2g, 0.3g, 0.4g to 0.5g keeping dye concentration constant at 12ppm for time duration of about 180 minutes (Figure 2-6). From the results it was observed that when the amount catalyst increased from 0.1g to 0.4g, percentage transmission reached 90% for optimized condition i.e. 0.4g which is attributed to increase in generation hydroxyl and superoxide radical due availability of more number of active sites on the surface of ZnO which are primary oxidants and take part in actual de-colorization of dye molecules [10]. However when the amount of catalyst were further increased from 0.4g to 0.5g percentage transmission was found to decrease, which is presumed because of the hindrance in the transmission of sunlight into the reaction mixture due to opacity caused by the suspension of more amount of ZnO resulting in lesser generation of reactive oxygen species [11]. Thus it was inferred that higher catalyst dosage is not recommended both in the terms of aggregation as well as reduction in irradiation of light due light scattering. Therefore determination of optimum amount of catalyst is foremost important for efficient de-colorization of cibacron brilliant yellow dye in the presence of ZnO as catalyst.

Concentration variation effects on photocatalyst de-colorization of cibacron brilliant yellow dye

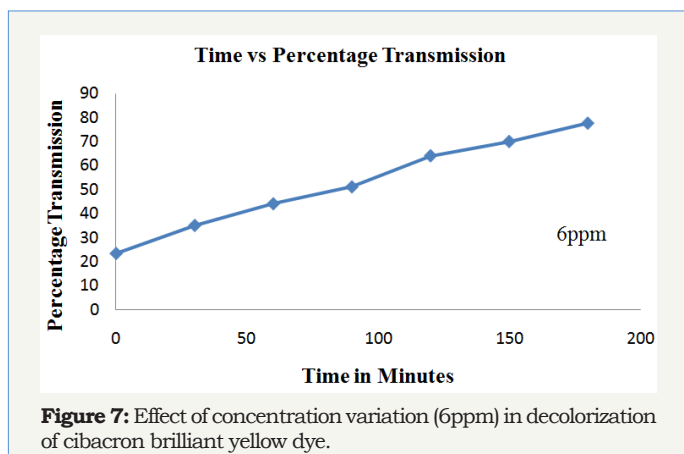


Figure 7: Effect of concentration variation (6ppm) in decolorization of cibacron brilliant yellow dye.

The effect of initial concentration of cibacron brilliant yellow on Photo-catalytic de-colorization was studied by varying initial concentration from 6ppm, 12ppm, 18ppm, 24ppm to 30ppm keeping catalyst dosage constant at 0.4g for time duration of about 180 minutes (Figure 7-11). From the results it was observed

that initially by increasing the concentration from 6ppm to 12ppm percentage transmission reached 90% indicating that optimum amount of catalyst should be applied to a particular concentration for better efficiency of the process. However when the concentration was further increased from 18ppm to 30ppm percentage transmission was found to decrease because at higher concentration the catalytic activity of ZnO is reduced due adsorption of more dye molecules to catalyst surface since the rate of de-colorization is mainly dependent on generation of reactive oxygen species [12]. Furthermore at higher concentration at large amount of incident light might be utilized for excitation of dye molecules rather than generation hydroxyl or superoxide radical resulting in lesser efficiency of process.

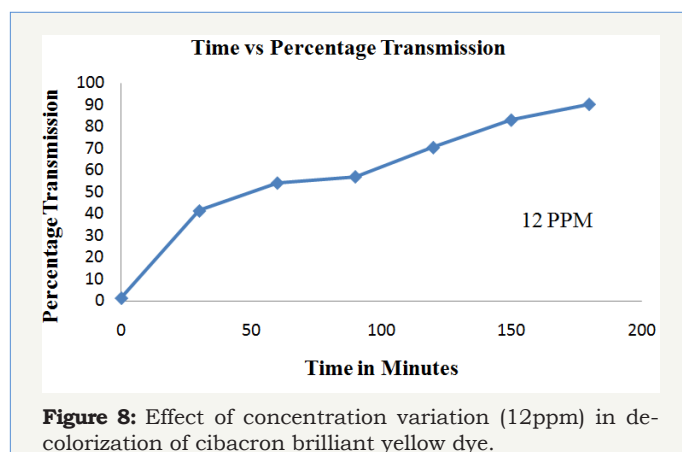


Figure 8: Effect of concentration variation (12ppm) in decolorization of cibacron brilliant yellow dye.

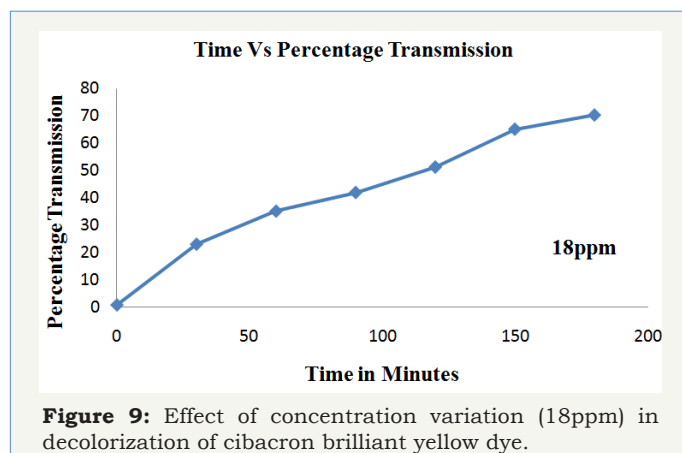


Figure 9: Effect of concentration variation (18ppm) in decolorization of cibacron brilliant yellow dye.

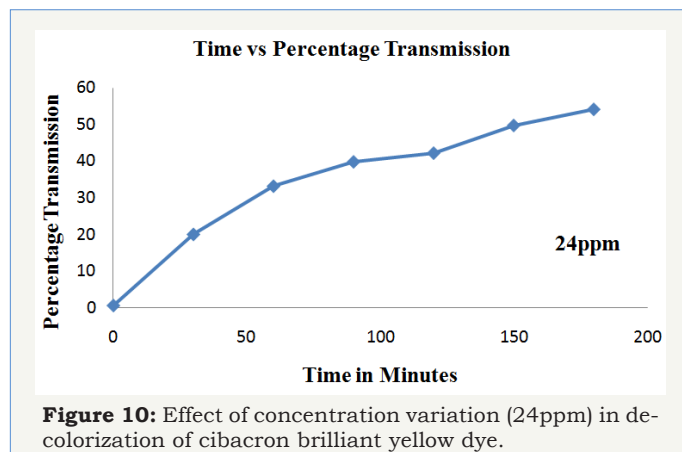
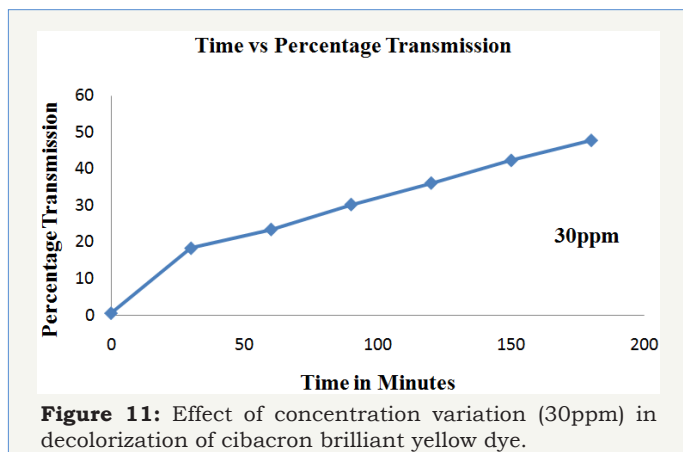


Figure 10: Effect of concentration variation (24ppm) in decolorization of cibacron brilliant yellow dye.



Conclusion

The scope of the present study was to evaluate the efficiency of ZnO as a catalyst to de-colorization of cibacron brilliant yellow dye under sunlight. Therefore photo-catalytic activity of ZnO was tested by varying operating parameter such as catalyst loading rate and initial dye concentration. From the study it was observed that de-colorization process was mostly initiated by the reactive oxygen species whose generation mainly depends on catalyst dosage, dye concentration and irradiation source i.e. sunlight, than self sensitization capacity of dye molecules since efficiency of the process decreased at higher concentration of dye solution. Therefore we can infer that ZnO can be effectively used as photocatalyst for de-colorization of textile dye cibacron brilliant yellow.

References

- Bora LV, Mewada RK (2016) TiO₂ and ZnO as Heterogeneous Photo-catalysts for Wastewater Treatment. *International Research Journal of Engineering and Technology* 3(2): 1610-1616.
- Fahim Y, Hadi S, Jawad A, Sadoon A, Salih A (2014) Photo-catalytic decolorization of methylene blue dye by zinc oxide powder. *Journal of Babylon University/Pure and Applied Sciences* 9(22): 2508-2515.
- Falaras P, Nolan N, Pelaez M, Pillai S, Seery M, et al. (2012) A review on the visible light active titanium dioxide photo catalysts for environmental application. *Journal of Applied Catalysis B: Environmental* 125: 331-349.
- Pasternak S, Paz Y, Rochkind M (2015) Using dyes for evaluating photo catalytic properties: a critical review. *Molecules* 20(1): 88-110.
- Dixit R, Pare B, Raghuvanshi D, Swami D (2013) Decolorization and mineralization of hazardous brilliant cresyl blue dye utilizing visible light and TiO₂ as photocatalyst. *Int J Chem Sci* 11(4): 1876-1890.
- Jincai Z, Wei Z, Xiangzhong L (2002) Visible light-sensitized semiconductor photo catalytic degradation of 2,4-dichlorophenol. *Science in China Series B: Chemistry* 45(4): 421-425.
- Adil SF, Khan MM (2015) Metal oxides as photocatalyst. *Journal of Saudi Chemical Society* 19(5): 462-464.
- Glahl O, Hossinl H, Rezaee R, Safari M, Soltanl RDC, et al. (2015) Application of experimental design approach for optimization of the photocatalytic degradation of humic substances in aqueous solution using immobilized ZnO nanoparticles. *Journal of Advance in Environmental Health Research* 3(3): 154-163.
- Bakr MF, Elmorsi TM, Elsayed MH (2017) Na doped ZnO nanoparticles assisted photo catalytic degradation of congo red dye using solar light. *American Journal of Chemistry* 7(2): 48-57.
- Kabra BV, Mehta V, pamecha K (2016) Photocatalytic degradation of commercial textile azo dye reactive blue 160 by heterogeneous photo catalysis. *Advance in Applied Science Research* 7(3): 95-101.
- Abd E, Anbari RL, Obaidy AHA (2016) Photocatalytic activity of Fe₃O₄ under solar radiation. *Mesopotamia Environmental Journal* 2(4): 41-53.
- Arabi AM, Mohammadzadeh S, Khosravi Nikuo MR, Olya ME, Shariati A (2015) Synthesis, characterization and application of ZnO-Ag as a nano photo catalyst for organic compounds degradation, mechanism and economic study. *J Environ Sci* 35: 194-207.



Creative Commons Attribution 4.0 International License

For possible submission use the below is the URL

[Submit Article](#)

Your subsequent submission with Crimson Publishers will attain the below benefits

- High-level peer review and editorial services
- Freely accessible online immediately upon publication
- Authors retain the copyright to their work
- Licensing it under a Creative Commons license
- Visibility through different online platforms
- Global attainment for your research
- Article availability in different formats (**Pdf, E-pub, Full Text**)
- Endless customer service
- Reasonable Membership services
- Reprints availability upon request
- One step article tracking system