



# Turbulence Promoters for Heat Transfer Enhancement



Jorge C Melo Gonzalez and Martin Picon Nunez\*

Department of Chemical Engineering, University of Guanajuato, Mexico

\*Corresponding author: Martin Picon Nunez, Department of Chemical Engineering, University of Guanajuato, Mexico, Email: [picon@ugto.mx](mailto:picon@ugto.mx)

Submission: 📅 March 02, 2018; Published: 📅 March 27, 2018

## Abstract

Heat transfer enhancement technologies have witnessed a rapid growth in recent years. Passive process intensification methods are a very effective tool to reduce the size of heat exchanger equipment or to enhance the capacity of existing units. This is achieved by means of turbulence promoters of different geometries. This turbulence promoter affects the heat transfer process and the pressure drop. In this paper, turbulence promoters used under turbulent regime are analyzed based on the thermal improvement factor ( $\eta$ ). This factor gives an indication of the improvement in heat transfer and pressure drop and provides the means for a reliable performance comparison and selection.

## Introduction

The concern about increasing energy recovery maintaining low capital investment had oriented research to the development of new ways of process intensification techniques. Heat exchangers are important pieces of equipment in areas such as air conditioning, cooling and, heating systems, car radiators, chemical reactors cooling or heating, solar collectors, etc. Therefore, the search for new heat transfer surface of the system and more efficient ways of enhancing heat transfer is major technological trend seeking to achieve the same heat duty in a smaller unit subject to the limitations imposed by pressure drop.

Heat transfer enhancement techniques improve the heat transfer coefficient which brings about a reduction in the heat transfer area or the increase of the heat transfer capacity. Heat transfer enhancement techniques are classified in two main groups: active and passive. Active methods require external power, for instance, fluid suction or injection, electrostatic fields, surface fluid vibrations, etc. Passive methods consist in the modification of the heat transfer surface of the system. Examples of these are the heat transfer inserts that generate turbulence and produce eddies and vortices. The main feature of such devices is that they reduce the laminar boundary layer next to the walls which is the major resistance to heat transfer inside a tube. This technology is considered a key heat transfer enhancement due to their high performance, low cost, ease of construction, simple installation and removal for cleaning. They can be made on almost any material of construction such as aluminum, copper, carbon steel and stainless steel, among others.

Over the last decade, a lot of work has been done over the development and performance of turbulent promoters. Since most industrial heat exchangers operate under a turbulent regime, this has been the focus of the research. The main types of turbulent promoters are the twisted tapes [1-5], winglets tapes [6,7] circular rings [3,8], baffles [9], helical inserts [10] and coil-wires [11]. Research has been focused on these geometries seeking to optimize their design. For instance, Bhuiya et al. [1] studied a modified twisted tape which included different size perforations along the tape. Murugusen et al. [2] reported the heat transfer features of twisted tape with pins. Eiamsa et al. [3] investigated experimentally the effect on heat transfer of a tube fitted with circular-rings combined with twisted tapes. The performance of a twisted tape with V-cuts in different sizes was reported by Murugusen et al. [4]. Wongcharee and Eiamsa-ard [5] investigated different modifications on twisted tape fins obtaining significant improvement on all new geometries. Skullong et al. [6] studied the modification of a delta-winglet tape obtaining an increase of five times the heat transfer rate. Skullong et al. [7] reported the heat transfer augmentation and the friction factor of a winglet perforated t-tape obtaining improved results. Chingtuaythong et al. [8] show the effect of V-shaped rings through a pipe with different diameters obtaining a considerable heat transfer increase but a considerable increase on the friction factor. Promvong et al. [9] carried out an experimental study of inclined horseshoes baffles with different inclination angles. Bhuiya et al. [10] realized studies on a triple helical tape insert finding very promising enhancement performance. All these experiments were carried out under turbulent Flow with water and air.

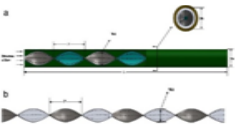
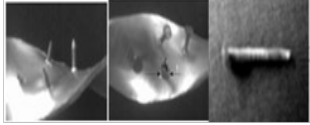
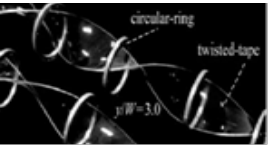
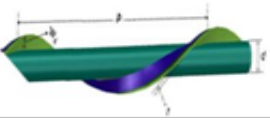
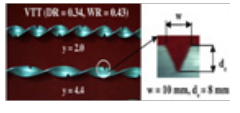

Nomenclature

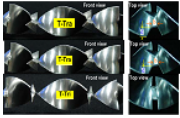
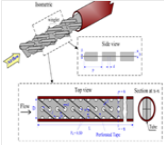
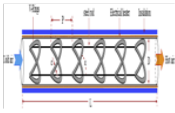

f	Friction factor		
hp	thermal convective heat transfer coefficient for inserts [W/(mK)]	$\Delta P$	pressure drop along the length of the tube [N/m <sup>2</sup> ]
hs	thermal convective heat transfer coefficient for plain tube, [W/(mK)]	$\eta$	thermal enhancement factor, TEF
Re	Reynolds number	Subscripts	
Re <sub>p</sub>	Reynolds number for the tube with inserts		
Re <sub>s</sub>	Reynolds number for the plain tube	p	promoter
		s	plain
V	Mass Velocity [Kg/s]	pp	pumpingpower

Table 1a & b shows a selection of the main geometries of turbulence promoters developed. These are those that exhibit high thermal performance and low pressure drop. The heat transfer improvement of these promoters goes from 30-500%. The values

of the coefficient of thermal improvement are between 30-370% larger than unity, which makes them suitable for industrial applications.

**Table 1a & b:** Features of relevant turbulence promoters reported in the literature.

Turbulence Promoter Configuration	Reference	Name	Working Fluid	Parameters	Reynolds Range	Nup/Nus	fp/fs	TEF ( $\eta$ )
	MMK Bhuiya et al. [1]	Perforated twisted tape	Air, turbulent	Rp = 1.6-14.7%	7,200-49,800	2.07-4.4	2.1-4.6	1.28-1.59
	P Murugusen et al. [2]	Twisted tape with wire-nails	Air, turbulent	y = 2, 4.4, 6. Lw = 14 mm dw = 2 mm dh = 4 mm	2,000-12,000	1.66-1.93	2.67-5.8	1.06-1.30
	Eiamsaard et al. [3]	Circular-rings and twisted tapes	Air, turbulent	y/W = 3, 4, 5 l/Di = 1, 1.5, 2	6,000-20,000	CR alone 2.36-2.80 CR and TT 2.44-4.70	CR alone 7.4-13.75 CR and TT 11.94-35.83	CR alone 1.09-1.25 CR and TT 1.04-1.42
	MMK Bhuiya et al. [10]	Triple helical tape insert	Air, turbulent	$\alpha = 9, 13, 17, 21^\circ$ rod = 12 mm	22,000-51,000	2.75-4.50	1.9-3.0	2.15-3.70
	P Murugusen et al. [4]	V-Cuttwisted tape	Water, turbulent	y = 2, 4.4, 6 de/W = 0.34, 0.43 w/W = 0.34, 0.43	2,000-20,000	1.36-2.46	2.49-5.82	1.07-1.27
	Sompol Skullong et al. [6]	Quadruple perforated-delta-winglet (PW-XT) and Typical winglet (TW-XT)	Air, turbulent	BR = 0.1, 0.15, 0.2, 0.25 PR = 0.5, 1.0, 1.5, 2.0 $\alpha = 30^\circ$ $\beta = 5.7, 8.6, 11.4, 14.1^\circ$	4,180-26,000	PW-XT 1.96-5.06 TW-XT 5.14-5.28	PW-XT 2.06-35.68 TW-XT 28.13-43.72	PW-XT 1.42-1.90 TW-XT 1.46-1.73

Turbulence Promoter Configuration	Reference	Name	Working Fluid	Parameters	Reynolds Range	Nup/Nus	fp/fs	TEF ( $\eta$ )
	Wongcharee and Eiamsaard [5]	TT with alternate axes with different wings	Water, turbulent	d/W = 0.1, 0.2, 0.3	5,500-20,200	Tra 1.74-2.85	Tra 4.35-7.99	Tra 1.06-1.42
				b/W = 0.2		Rec 1.68-2.64	Rec 3.83-6.72	Rec 1.05-1.39
				y/W = 4.0		Tri 1.62-2.49	Tri 3.54-6.26	Tri 1.04-1.35
	SompolSku-llong et al. [7]	Staggered-winglet perforated-tapes (WPT) and Staggered-winglet tape (WTT)	Air, turbulent	BR = 0.1, 0.15, 0.2, 0.25, 0.3	4,180-26,000	WPT 2.39-4.78	WPT	WPT
				PR = 0.5, 1.0, 1.5		4.87-42.69	1.23-1.71	
				$\alpha = 30^\circ$		WTT	WTT	WTT
				Ah/At = 0.125		4.63-4.90	33.46-49.80	1.26-1.52
	Chingtuaythong et al. [8]	V-Shappeddrings	Air, turbulent	RB = 0.1, 0.15, 0.2	5,000-25,000	2.47-5.77	6.57-82.01	1.15-1.63
				Rp = 0.5, 1.0, 1.5, 2.0				
				$\alpha = 30^\circ$				
	Promvongee et al. [9]	Inclinedhorsheobaffles	Air, turbulent	BR = 0.1, 0.15, 0.2	5,300-24,000	20°	20°	20°
				PR = 0.5, 1.0, 2.0		1.92-3.08	1.78-6.76	1.34-1.92
				$\alpha = 20^\circ, 45^\circ$		45°	45°	45°
						2.56-3.10	3.16-6.84	1.29-1.82

(b)

### Thermo-hydraulic Traits

The main heat transfer features emerging from the application of turbulence promoters are described below:

- The reduction of the hydraulic diameter due to blockage that inserts induce an increment in the fluid velocity: this in turn, increases pressure drop resulting in increased heat transfer inside the tube.
- As the Eddy flow increases inside the system, higher turbulence is created near the tube Wall bringing about the rupture of the laminar boundary layer. Fins or protrusions on the inserts increase turbulence.
- Eddy Flow promotes the mixing between the fluid in the central region and the one near the wall. This brings about temperature uniformity inside the tube.
- Some promoters contain holes along its length seeking to reduce the impact on pressure drop.

### Performance Comparison Methods

One of the most widely used performance parameters used to measure the improvement of heat transfer is the Thermal Enhancement Factor ( $\eta$ ). The term assumes that the pumping power between the bare tube and the tube with inserts are the same. This is expressed as [12]

$$(V \cdot \Delta P)_p = (V \cdot \Delta P)_s \quad (1)$$

The relationship between the friction factor and the Reynolds number is given by:

$$(f \cdot Re^3)_p = (f \cdot Re^3)_s \quad (2)$$

Or

alternatively by

$$(Re_s) = Re_p \left( \frac{f_p}{f_s} \right)^{\frac{1}{3}} \quad (3)$$

The Thermal Improvement Factor ( $\eta$ ) is defined as the ratio between the heat transfer coefficient,  $h_p$ , of the tube with the insert and that of the bare tube  $h_s$ .

$$\eta = \frac{h_p}{h_s} = \frac{\left( \frac{Nu_p}{Nu_s} \right)}{\left( \frac{f_p}{f_s} \right)^{\frac{1}{3}}} \quad (4)$$

It is important to mention that all turbulence promoters reduce their  $\eta$  as Re increases, except for the triple helical tape insert [10] where the factor increases as Re does.

### Selection Guide

The selection of the suitable turbulence promoter is important to bear in mind the following aspects:

- The values of  $\eta$  must be larger than unity. Above this value, more heat can be recovered for the same geometry and pumping power.

ii. The Reynolds number range where the insert is to be used must be of the same range. Otherwise there is no guarantee that the rate of heat transfer increment is maintained.

iii. Operating pressures must not exceed the limits established by the materials of construction.

iv. It is important to stick to these selection guides in order to maximize the benefit of the application.

## Conclusion

This review focuses of the recent experimental studies of turbulence promoters used in tubular heat exchangers. It is a proven fact that turbulence promoters are effective in enhancing thermo-hydraulic performance, which brings about increased energy recovery at the expense of increased pressure drop. Current performance comparison techniques are adequate to effectively select the right type of insert that for a given application provides the best results. This can be in the way of increased capacity for the same geometry or reduced surface area for the same duty. The inserts reported in this work are those that exhibit a performance factor larger than unity. This feature makes them suitable if they are used within the operating range for which they were tested. The insert that has the largest performance factor is the triple helical tape, reaching a maximum value of 3.7 while exhibiting the minimum friction factor.

## References

- Bhuiya MMK, Chowdhury MSU, Saha M, Islam MT (2013) Heat transfer and friction factor characteristics in turbulent flow through a tube fitted with perforated twisted tape inserts. *Int Commun Heat Mass Transf* 46: 49-57.
- Murugesan P, Mayilsamy K, Suresh S (2010) Heat transfer and friction factor studies in a circular tube fitted with twisted tape consisting of wire-nails. *Chinese J Chem Eng* 18(6): 1038-1042.
- Eiamsa Ard S, Kongkaiyaiboon V, Nanan K (2013) Thermohydraulics of turbulent flow through heat exchanger tubes fitted with circular-rings and twisted tapes. *Chinese J Chem Eng* 21(6): 585-593.
- Murugesan P, Mayilsamy K, Suresh S, Srinivasan PSS (2011) Heat transfer and pressure drop characteristics in a circular tube fitted with and without V-cut twisted tape insert. *Int Commun Heat Mass Transf* 38(3): 329-334.
- Wongcharee K, Eiamsa-ard S (2011) Heat transfer enhancement by twisted tapes with alternate-axes and triangular, rectangular and trapezoidal wings. *Chem Eng Process: Process Intensif* 50(2): 211-219.
- Skullong S, Promvong P, Thianpong C, Jayranaiwachira N (2017) Thermal behaviors in a round tube equipped with quadruple perforated-delta-winglet pairs. *Appl Therm Eng* 115: 229-243.
- Skullong S, Promvong P, Thianpong C, Pimsarn M (2016) Heat transfer and turbulent flow friction in a round tube with staggered-winglet perforated-tapes. *Int J Heat Mass Transf* 95: 230-242.
- Chingtuaythong W, Promvong P, Thianpong C, Pimsarn M (2017) Heat transfer characterization in a tubular heat exchanger with V-shaped rings. *Appl Therm Eng* 110: 1164-1171.
- Promvong P, Tamna S, Pimsarn M, Thianpong C (2015) Thermal characterization in a circular tube fitted with inclined horseshoe baffles. *Appl Therm Eng J* 75: 1147-1155.
- Bhuiya MMK, Ahamed JU, Chowdhury MSU, Sarkarc MAR, Salam B et al. (2012) Heat transfer enhancement and development of correlation for turbulent flow through a tube with triple helical tape inserts. *Int Commun Heat Mass Transf* 39(1): 94-101.
- Gunes S, Ozceyhan V, Buyukalaca O (2010) Heat transfer enhancement in a tube with equilateral triangle cross sectioned coiled wire inserts. *Exp Therm Fluid Sci* 34(6): 684-691.
- Webb RL (1981) Performance evaluation criteria for use of enhanced heat transfer surfaces in heat exchanger design. *Int J Heat Mass Transf* 24(4): 715-726.



Creative Commons Attribution 4.0 International License

For possible submissions Click Here

[Submit Article](#)



## Progress in Petrochemical Science

### Benefits of Publishing with us

- High-level peer review and editorial services
- Freely accessible online immediately upon publication
- Authors retain the copyright to their work
- Licensing it under a Creative Commons license
- Visibility through different online platforms