



# Quantum Matrices Using Quantum Gates



**Manu Mitra\***

*Member of Golden Key International Honor Society, Alumnus of University of Bridgeport, USA*

**\*Corresponding author:** Manu Mitra, IEEE Member, Member of Golden Key International Honor Society, Alumnus of University of Bridgeport, Bridgeport, CT, USA

**Submission:** 📅 July 17, 2018; **Published:** 📅 September 04, 2018

## Abstract

Quantum mechanics explains the behavior of matter and its movement with energy in the scale of atoms and subatomic particles. In quantum circuits there are many gates such as Hadamard Gate, Pauli Gates, many more gates for half turns, quarter turns, eighth turns, sixteenth turns and so on, rest for spinning, parametrized etc. Linear operators in general and quantum mechanics can be represented in the form of vectors and in turn can be viewed as matrices format because linear operators are totally equivalent with the matrices view point. This paper discloses creation of various quantum matrices using Quantum bits. Square, Identity and Transposition of matrices are performed considering whole process in entanglement. Angle, phase, coordinates, magnitude, complex numbers and amplitude has been noted and documented in this paper for further research.

**Keywords:** Quantum; Quantum mechanics; Quantum gates; Q bits; Quantum digital circuits; Logic circuits; Quantum matrix; Matrices

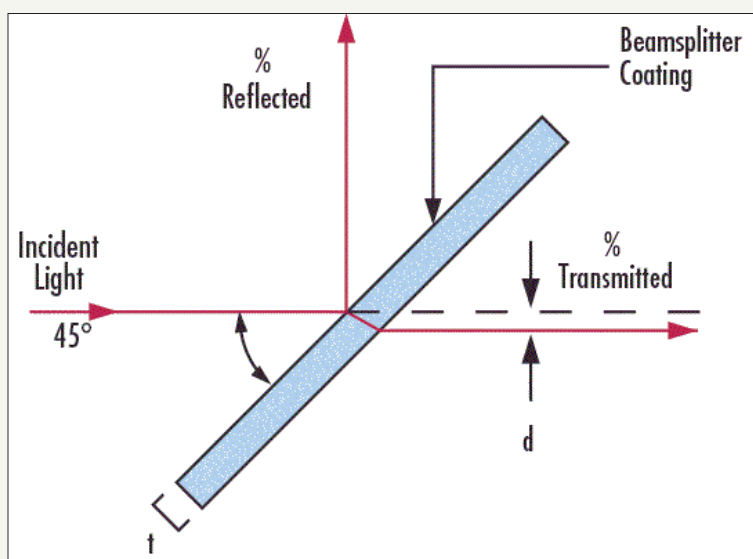
## Introduction

In physics, the size of atoms and electrons demonstrates that how things move at every day at different sizes and speeds. In classical mechanics, objects exist in a definite place at a definite time. However, in quantum mechanics, objects rather exist in a haze of probability; they have a specific possibility of being at point A, another chance of being at point B. Certain properties like position, speed and colour can sometimes occur in exact, set amounts, like a dial that “clicks” from number to number. This challenged a fundamental assumption of classical mechanics, which said that

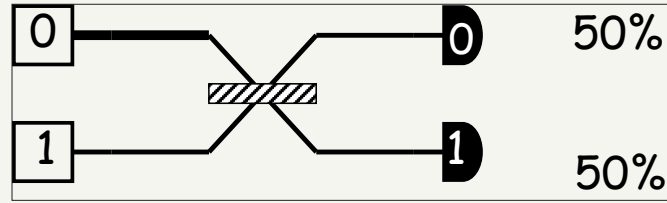
such properties should exist on an even, continuous spectrum. To illustrate the possibility that a few properties “clicked” like a dial with definite settings, experts coined the word “quantized” [1].

## Beam Splitter

An example was demonstrated by Prof. Marek Perkowski from Portland State University using beam splitter and based on that how quantum circuits could work. “Half of the photons leaving the light source arrive at detector A; the other half arrive at detector B” [2,3] (Figure 1 & 2).



**Figure 1:** Demonstrates the light beam splitting to two directions [3].



**Figure 2:** Demonstrates simplest circuit of light beam splitter in Quantum Circuit [1].

### Linear Algebra in Quantum Mechanics

The most convenient way to understand linear operators is in terms of their matrix representations. In fact, the linear operator and matrix viewpoints turn out to be entirely equivalent. For more information on linear operator representation can refer Reference No 7

Vectors can be written as:

For readability format it can be written as (1,2) and for two level quantum systems used as qubits, we can identify the state  $|0\rangle$  with the vector (1, 0), and similarly  $|1\rangle$  with (0, 1) [4-6].

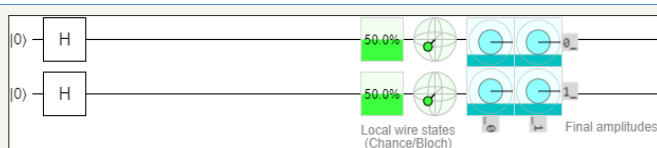
### Square Matrices using Quantum Gates

A simulation was performed on Hadamard Gates to generate square matrices considering entanglements of quantum bits [7].

#### A. Square matrix using hadamard gate using two quantum circuits (Figure 3) (Table 1)

**Table 1:** Measured output results of two quantum circuits.

Value	Binary Value	Magnitude
0	$ 00\rangle$	0.25
1	$ 01\rangle$	0.25
2	$ 10\rangle$	0.25
3	$ 11\rangle$	0.25



**Figure 3:** Demonstrates Square Matrix using two quantum circuits and total usage of 4 quantum bits.

Notes:

Chance of being ON if measured: 50.000000%

Bloch sphere representation of local state

$r: +1.0000, \varphi: +0.00^\circ, \theta: +90^\circ$

$x: +1.0000, y: 0.0000, z: +0.0000$

Amplitude of  $|00\rangle$

Val:  $+0.50000+0.00000i$

mag<sup>2</sup>: 25.0000%, phase: 0.00°

Amplitude of  $|01\rangle$

Val:  $0.50000+0.00000i$

mag<sup>2</sup>: 25.0000%, phase: 0.00°

Amplitude of  $|10\rangle$

Val:  $+0.50000+0.00000i$

mag<sup>2</sup>: 25.0000%, phase: 0.00°

Amplitude of  $|01\rangle$

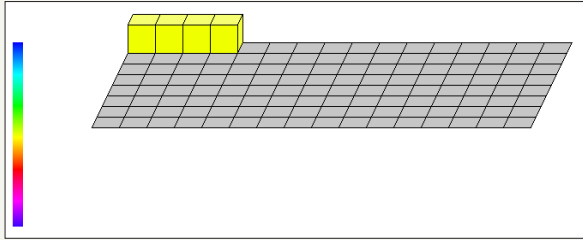
Val:  $0.50000+0.00000i$

mag<sup>2</sup>: 25.0000%, phase: 0.00°

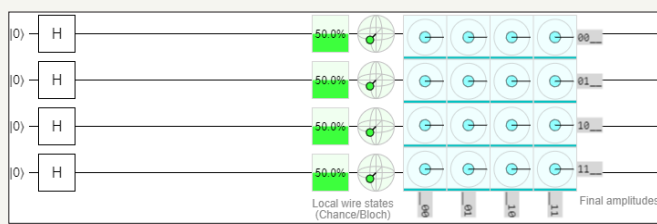
#### B. Square matrix using hadamard gate using four quantum circuits (Figures 4-6) (Table 2)

**Table 2:** Measured output results of four quantum circuits.

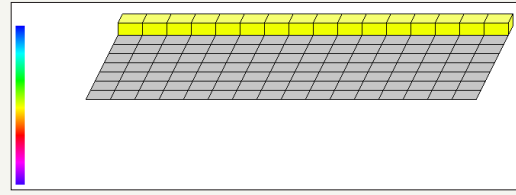
Value	Binary Value	Magnitude
0	$ 0000\rangle$	0.0625
1	$ 0001\rangle$	0.0625
2	$ 0010\rangle$	0.0625
3	$ 0011\rangle$	0.0625
4	$ 0100\rangle$	0.0625
5	$ 0101\rangle$	0.0625
6	$ 0110\rangle$	0.0625
7	$ 0111\rangle$	0.0625
8	$ 1000\rangle$	0.0625
9	$ 1001\rangle$	0.0625
10	$ 1010\rangle$	0.0625
11	$ 1011\rangle$	0.0625
12	$ 1100\rangle$	0.0625
13	$ 1101\rangle$	0.0625
14	$ 1110\rangle$	0.0625
15	$ 1111\rangle$	0.0625



**Figure 4:** Demonstrates the graph of two quantum circuits square Matrix in QCAD (Quantum Computer Aided Design) [5,6].



**Figure 5:** Demonstrates Square Matrix using four quantum circuits and total usage of 16 quantum bits.



**Figure 6:** Demonstrates the graph of four quantum circuits square Matrix in QCAD (Quantum Computer Aided Design).

Notes:

Chance of being ON if measured: 50.00000%

Bloch sphere representation of local state

$r: +1.0000$ ,  $\phi: +0.00^\circ$ ,  $\theta: +90^\circ$

$x: +1.0000$ ,  $y: 0.0000$ ,  $z: +0.0000$

Amplitude of  $|0000\rangle$

Val:  $+0.25000+0.00000i$

$\text{mag}^2: 6.25\%$ ,  $\text{phase: } 0.00^\circ$

### C. Square matrix using hadamard gate using six quantum circuits (Figures 7 & 8) (Table 3)

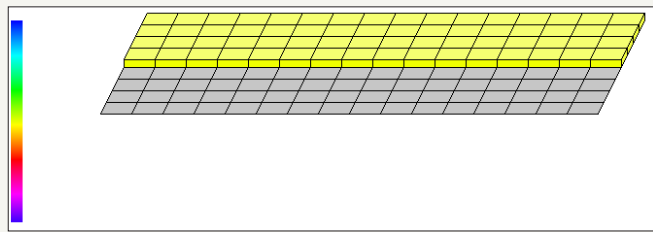
**Table 3:** Measured output results of six quantum circuits.

Value	Binary Value	Magnitude
0	$ 000000\rangle$	0.015625
1	$ 000001\rangle$	0.015625
2	$ 000010\rangle$	0.015625
3	$ 000011\rangle$	0.015625
4	$ 000100\rangle$	0.015625
5	$ 000101\rangle$	0.015625
6	$ 000110\rangle$	0.015625
7	$ 000111\rangle$	0.015625
8	$ 001000\rangle$	0.015625
9	$ 001001\rangle$	0.015625
10	$ 001010\rangle$	0.015625
11	$ 001011\rangle$	0.015625
12	$ 001100\rangle$	0.015625
13	$ 001101\rangle$	0.015625
14	$ 001110\rangle$	0.015625
15	$ 001111\rangle$	0.015625
16	$ 010000\rangle$	0.015625
17	$ 010001\rangle$	0.015625
18	$ 010010\rangle$	0.015625
19	$ 010011\rangle$	0.015625
20	$ 010100\rangle$	0.015625
21	$ 010101\rangle$	0.015625
22	$ 010110\rangle$	0.015625
23	$ 010111\rangle$	0.015625

24	$ 011000\rangle$	0.015625
25	$ 011001\rangle$	0.015625
26	$ 011010\rangle$	0.015625
27	$ 011011\rangle$	0.015625
28	$ 011100\rangle$	0.015625
29	$ 011101\rangle$	0.015625
30	$ 011110\rangle$	0.015625
31	$ 011111\rangle$	0.015625
32	$ 100000\rangle$	0.015625
33	$ 100001\rangle$	0.015625
34	$ 100010\rangle$	0.015625
35	$ 100011\rangle$	0.015625
36	$ 100100\rangle$	0.015625
37	$ 100101\rangle$	0.015625
38	$ 100110\rangle$	0.015625
39	$ 100111\rangle$	0.015625
40	$ 101000\rangle$	0.015625
41	$ 101001\rangle$	0.015625
42	$ 101010\rangle$	0.015625
43	$ 101011\rangle$	0.015625
44	$ 101100\rangle$	0.015625
45	$ 101101\rangle$	0.015625
46	$ 101110\rangle$	0.015625
47	$ 101111\rangle$	0.015625
48	$ 110000\rangle$	0.015625
49	$ 110001\rangle$	0.015625
50	$ 110010\rangle$	0.015625
51	$ 110011\rangle$	0.015625
52	$ 110100\rangle$	0.015625
53	$ 110101\rangle$	0.015625
54	$ 110110\rangle$	0.015625
55	$ 110111\rangle$	0.015625
56	$ 111000\rangle$	0.015625
57	$ 111001\rangle$	0.015625
58	$ 111010\rangle$	0.015625
59	$ 111011\rangle$	0.015625
60	$ 111100\rangle$	0.015625
61	$ 111101\rangle$	0.015625
62	$ 111110\rangle$	0.015625
63	$ 111111\rangle$	0.015625



**Figure 7:** Demonstrates Square Matrix using six quantum circuits and total usage of 64 quantum bits.



**Figure 8:** Demonstrates the graph of six quantum circuits square Matrix in QCAD (Quantum Computer Aided Design).

Notes:

Chance of being ON if measured: 50.000000%

Bloch sphere representation of local state

$r: +1.0000, \varphi+0.00^\circ, \theta: +90^\circ$

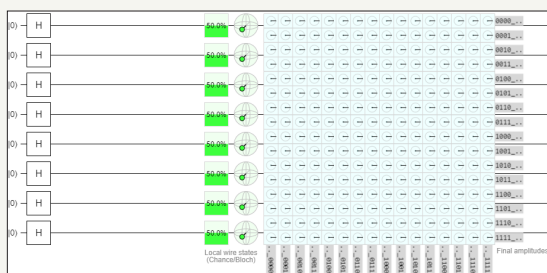
$x: +1.0000, y: 0.0000, z: +0.0000$

Amplitude of  $|000000\rangle$

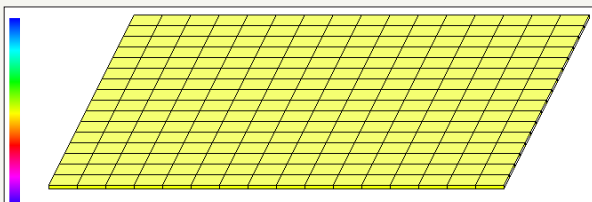
Val:  $+0.12500+0.00000i$

$\text{mag}^2: 1.5625\%, \text{phase}: 0.00^\circ$

#### D. Square matrix using hadamard gate using eight quantum circuits (Figures 9 & 10)



**Figure 9:** Demonstrates Square Matrix using eight quantum circuits and total usage of 256 quantum bits.



**Figure 10:** Demonstrates the graph of eight quantum circuits square Matrix in QCAD (Quantum Computer Aided Design).

Notes:

Chance of being ON if measured: 50.000000%

Bloch sphere representation of local state

$r: +1.0000, \varphi+0.00^\circ, \theta: +90^\circ$

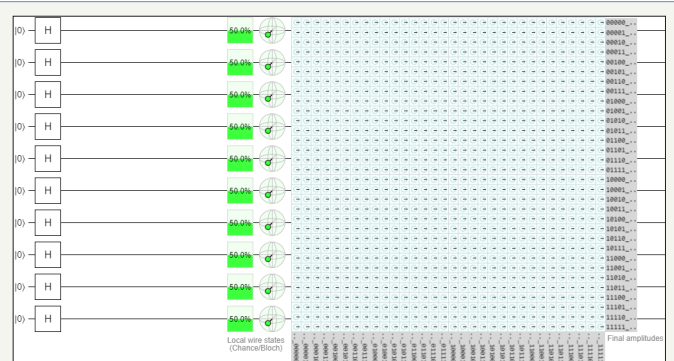
$x: +1.0000, y: 0.0000, z: +0.0000$

Amplitude of  $|00000000\rangle$


Val:  $+0.06250+0.00000i$

$\text{mag}^2: 0.3906\%, \text{phase}: 0.00^\circ$

#### E. Square matrix using hadamard gate using ten quantum circuits (Figures 11 & 12)



**Figure 11:** Demonstrates Square Matrix using ten quantum circuits and total usage of 1024 quantum bits.



**Figure 12:** Demonstrates the graph of ten quantum circuits square Matrix in QCAD (Quantum Computer Aided Design).

Notes:

Chance of being ON if measured: 50.000000%

Bloch sphere representation of local state

$r: +1.0000, \varphi+0.00^\circ, \theta: +90^\circ$

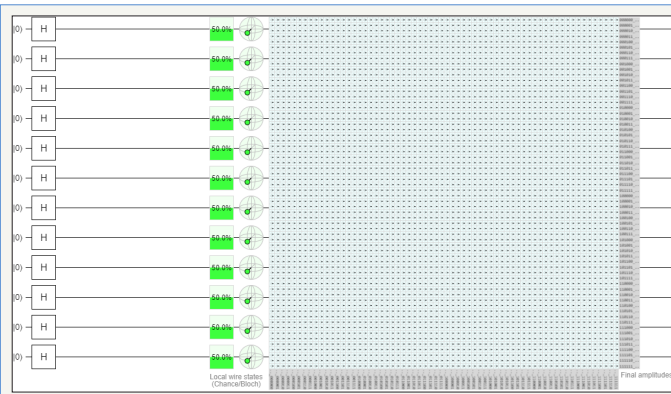
$x: +1.0000, y: 0.0000, z: +0.0000$

Amplitude of  $|0000000000\rangle$

Val:  $+0.03125+0.00000i$

$\text{mag}^2: 0.0977\%, \text{phase}: 0.00^\circ$

#### F. Square matrix using hadamard gate using twelve quantum circuits (Figure 13)



**Figure 13:** Demonstrates Square Matrix using twelve quantum circuits and total usage of 4096 quantum bits

Notes:

Chance of being ON if measured: 50.000000%

Bloch sphere representation of local state

$r: +1.0000, \varphi+0.00^\circ, \theta: +90^\circ$

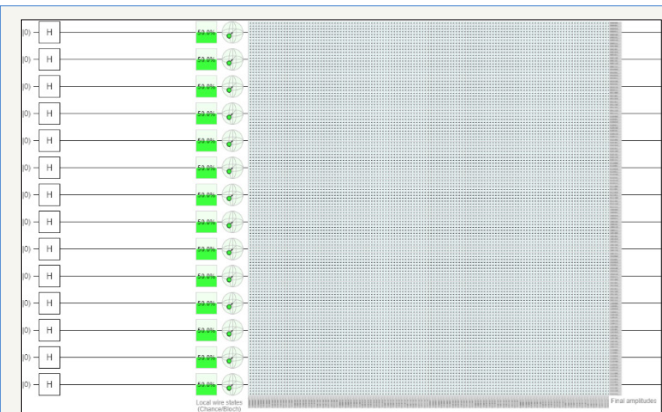
$x: +1.0000, y: 0.0000, z: +0.0000$

Amplitude of  $|00000000000000\rangle$

Val:  $+0.01562+0.00000i$

$\text{mag}^2: 0.0244\%, \text{phase}: 0.00^\circ$

#### G. Square matrix using hadamard gate using fourteen quantum circuits (Figure 14)



**Figure 14:** Demonstrates Square Matrix using fourteen quantum circuits and total usage of 16384 quantum bits.

Notes:

Chance of being ON if measured: 50.000000%

Bloch sphere representation of local state

$r: +1.0000, \varphi+0.00^\circ, \theta: +90^\circ$

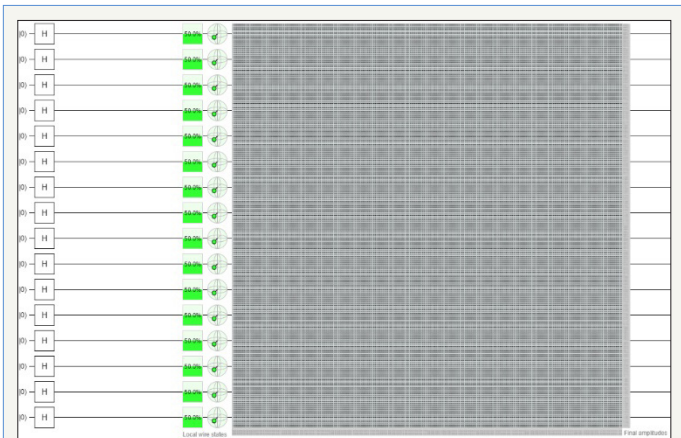
$x: +1.0000, y: 0.0000, z: +0.0000$

Amplitude of  $|00000000000000\rangle$

Val:  $+0.00781+0.00000i$

$\text{mag}^2: 0.0061\%, \text{phase}: 0.00^\circ$

#### H. Square Matrix using hadamard gate using sixteen quantum circuits (Figure 15)



**Figure 15:** Demonstrates Square Matrix using sixteen (max) quantum circuits and total usage of 65536 quantum bits.

Notes:

Chance of being ON if measured: 50.000000%

Bloch sphere representation of local state

$r: +1.0000, \varphi+0.00^\circ, \theta: +90^\circ$

$x: +1.0000, y: 0.0000, z: +0.0000$

Amplitude of  $|00000000000000\rangle$

Val:  $+0.00391+0.00000i$

$\text{mag}^2: 0.0014\%, \text{phase}: 0.00^\circ$

#### Observations from square matrix

1. Successfully performed square matrix utilizing sixteen (max) quantum circuits considering entanglement process using only Hadamard gate
2. Real value of each quantum bit is equal for all quantum bits and for every addition of two quantum circuit there is a decrease of real value by half
3. Magnitude of each quantum bit decreases by half for every addition of quantum circuit (In this case one fourth because addition of two circuits)
4. Study of Hadamard gate has been performed
5. Graphs of twelve, fourteen and sixteen quantum circuits are not used due to complexity of the circuit and limitation of the tool to process large quantum circuits
6. Tables of eight, ten, twelve, fourteen and sixteen quantum circuits are avoided due to results are similar as previous data except for magnitudes.

#### Identity Matrices using Quantum Gates

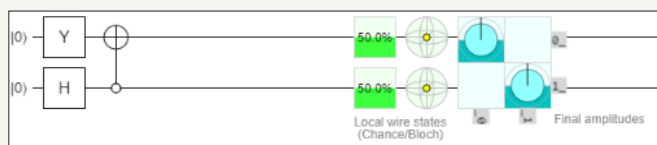
A simulation was performed on various gates of Hadamard, Pauli Y Gates and NOT gates to generate identity matrices considering entanglements



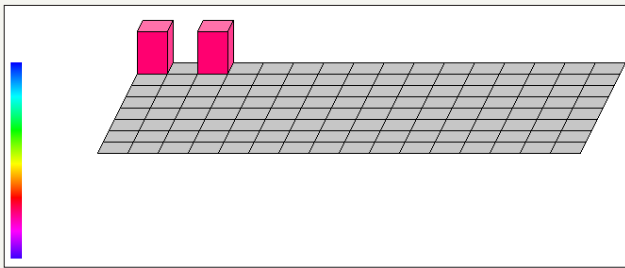
### A. Identity matrix using hadamard, Pauli Y and NOT gate using two quantum circuits (Figure 16 & 17) (Table 4)

**Table 4:** Measured output results of two quantum circuits.

Value	Binary Value	Magnitude
0	00>	0.5
1	01>	0
2	10>	0.5
3	11>	0



**Figure 16:** Demonstrates Identity Matrix using Pauli Y, Hadamard Gate and NOT gate utilizing two quantum circuits and total usage of 2 quantum bits.



**Figure 17:** Demonstrates the graph of two quantum circuits identity matrix in QCAD (Quantum Computer Aided Design).

Notes:

Chance of being ON if measured: 50.000000%

Bloch sphere representation of local state

$r: +0.0000, \varphi: +0.00^\circ, \theta: +90^\circ$

$x: +0.0000, y: 0.0000, z: +0.0000$

Amplitude of |00>

Val:  $+0.00000+0.70711i$

$\text{mag}^2: 50.0000\%, \text{phase}: +90.00^\circ$

Amplitude of |01>

Val:  $+0.00000+0.00000i$

$\text{mag}^2: 00.0000\%, \text{phase}: +0.00^\circ$

Amplitude of |10>

Val:  $+0.00000+0.70711i$

$\text{mag}^2: 50.0000\%, \text{phase}: +90.00^\circ$

Amplitude of |11>

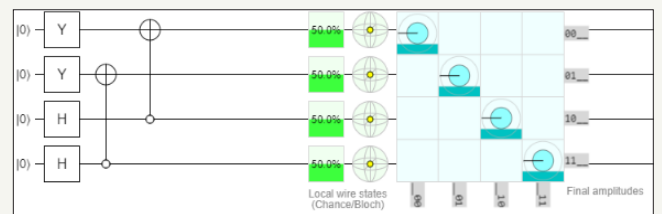
Val:  $+0.00000+0.00000i$

$\text{mag}^2: 00.0000\%, \text{phase}: +0.00^\circ$

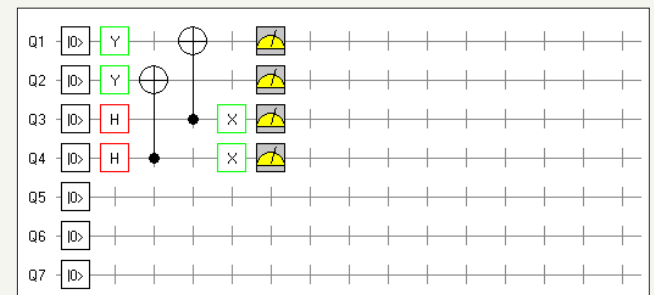
### B. Identity matrix using hadamard, Pauli Y and NOT gate using four quantum circuits (Figure 18-20) (Table 5)

**Table 5:** Measured output results of four quantum circuits.

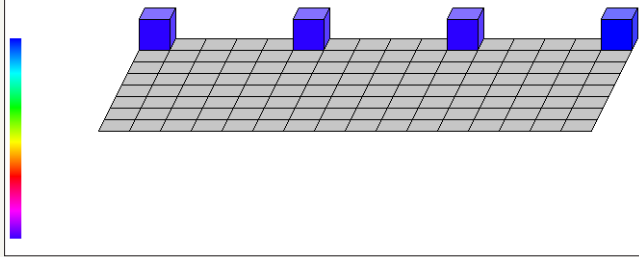
Value	Binary Value	Magnitude
0	0000>	0.25
1	0001>	0
2	0010>	0
3	0011>	0
4	0100>	0
5	0101>	0.25
6	0110>	0
7	0111>	0
8	1000>	0
9	1001>	0
10	1010>	0.25
11	1011>	0
12	1100>	0
13	1101>	0
14	1110>	0
15	1111>	0.25



**Figure 18:** Demonstrates Identity Matrix using Pauli Y, Hadamard Gate and NOT gate utilizing four quantum circuits and total usage of 4 quantum bits.



**Figure 19:** Demonstrates four quantum circuit Identity Matrix using QCAD.



**Figure 20:** Demonstrates the graph of four quantum circuits identity matrix in QCAD (Quantum Computer Aided Design)

Notes:

Chance of being ON if measured: 50.00000%

Bloch sphere representation of local state

$r: +0.0000, \varphi + 0.00^\circ, \theta: +90^\circ$

$x: +0.0000, y: 0.0000, z: +0.0000$

Amplitude of  $|0000\rangle$

Val:  $-0.50000 + 0.00000i$

$\text{mag}^2: 25.0000\%, \text{phase}: +180.00^\circ$

Amplitude of  $|0001\rangle$

Val:  $+0.00000 + 0.00000i$

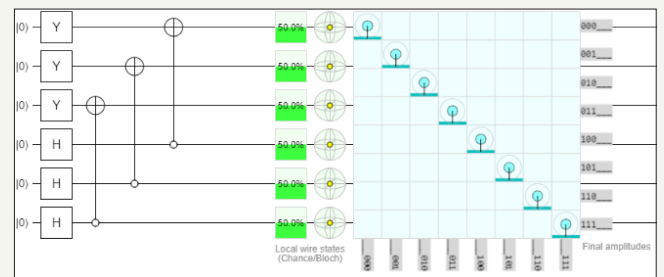
$\text{mag}^2: 0.0000\%, \text{phase}: +0.00^\circ$

**C. Identity matrix using hadamard, Pauli Y and NOT gate using six quantum circuits (Figure 21-23) (Table 6)**

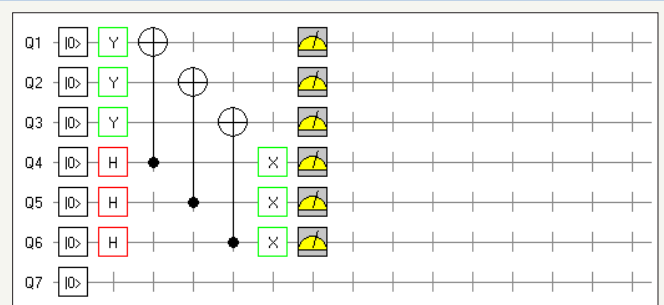
**Table 6:** Measured output results of six quantum circuits.

Value	Binary Value	Magnitude
0	$ 0000\rangle$	0.25
1	$ 0001\rangle$	0
2	$ 0010\rangle$	0
3	$ 0011\rangle$	0
4	$ 0100\rangle$	0
5	$ 0101\rangle$	0.25
6	$ 0110\rangle$	0
7	$ 0111\rangle$	0
8	$ 1000\rangle$	0
9	$ 1001\rangle$	0
10	$ 1010\rangle$	0.25
11	$ 1011\rangle$	0
12	$ 1100\rangle$	0
13	$ 1101\rangle$	0

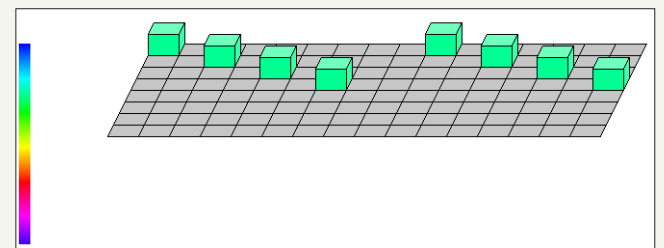
14	$ 1110\rangle$	0
15	$ 1111\rangle$	0.25



**Figure 21:** Demonstrates Identity Matrix using Pauli Y, Hadamard Gate and NOT gate utilizing six quantum circuits and total usage of 8 quantum bits.



**Figure 22:** Demonstrates six quantum circuit Identity Matrix using QCAD.



**Figure 23:** Demonstrates the graph of six quantum circuits identity matrix in QCAD (Quantum Computer Aided Design).

Notes:

Chance of being ON if measured: 50.00000%

Bloch sphere representation of local state

$r: +0.0000, \varphi + 0.00^\circ, \theta: +90.00^\circ$

$x: +0.0000, y: +0.0000, z: +0.0000$

Amplitude of  $|000000\rangle$

Val:  $+0.00000 + 0.35355i$

$\text{mag}^2: 12.5000\%, \text{phase}: -90.00^\circ$

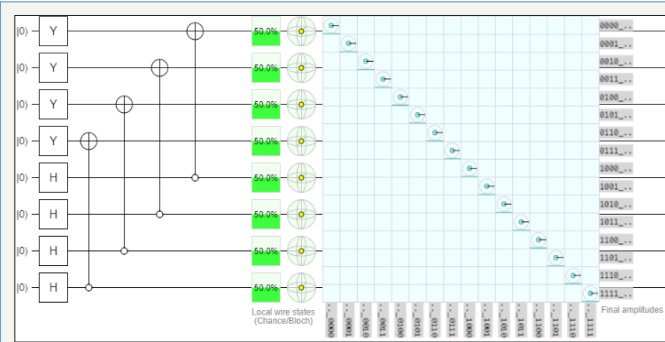
Amplitude of  $|000001\rangle$

Val:  $+0.00000 + 0.00000i$

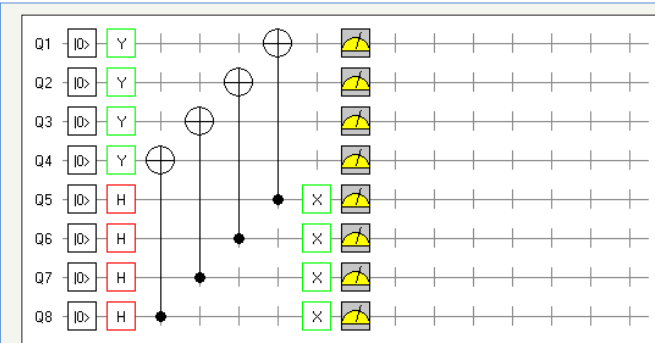
$\text{mag}^2: 0.0000\%, \text{phase}: +0.00^\circ$



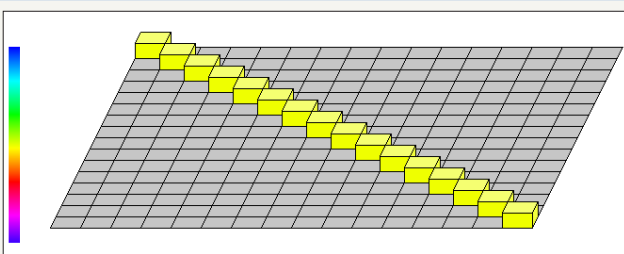
#### D. Identity matrix using hadamard, Pauli Y and NOT gate using eight quantum circuits (Figure 24-26)



**Figure 24:** Demonstrates Identity Matrix using Pauli Y, Hadamard Gate and NOT gate utilizing eight quantum circuits and total usage of 16 quantum bits.



**Figure 25:** Demonstrates eight quantum circuit Identity Matrix using QCAD.



**Figure 26:** Demonstrates the graph of eight quantum circuits identity matrix in QCAD (Quantum Computer Aided Design).

Chance of being ON if measured: 50.000000%

Bloch sphere representation of local state

$r: +0.0000, \varphi + 0.00^\circ, \theta: +90.00^\circ$

$x: +0.0000, y: +0.0000, z: +0.0000$

Amplitude of  $|00000000\rangle$

Val:  $+0.25000 + 0.00000i$

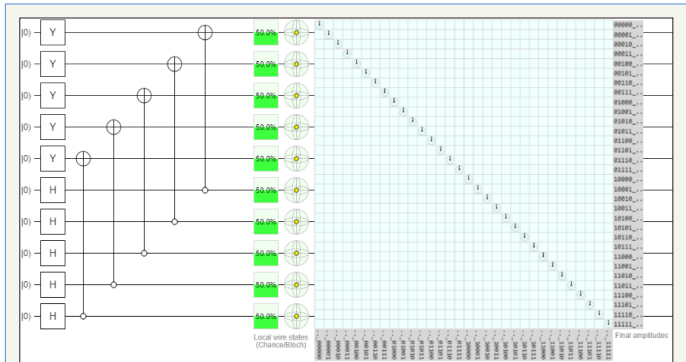
$\text{mag}^2: 6.2500\%, \text{phase}: +00.00^\circ$

Amplitude of  $|00000001\rangle$

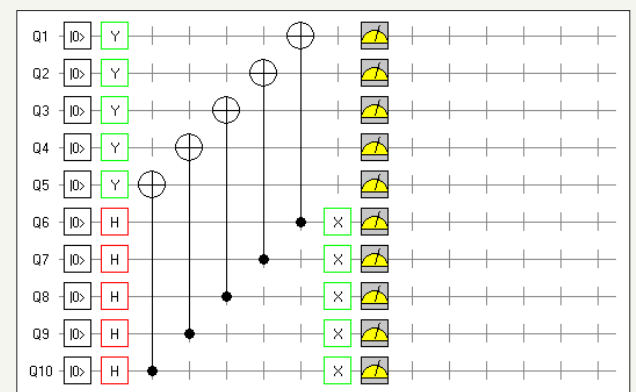
Val:  $+0.00000 + 0.00000i$

$\text{mag}^2: 0.0000\%, \text{phase}: +0.00^\circ$

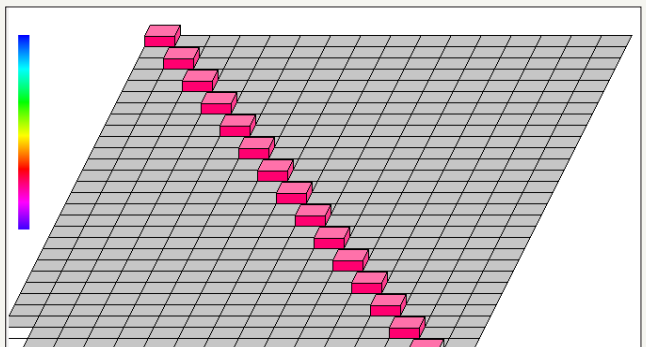
#### E. Identity matrix using hadamard, Pauli Y and NOT gate using ten quantum circuits (Figure 27-29)



**Figure 27:** Demonstrates Identity Matrix using Pauli Y, Hadamard Gate and NOT gate utilizing ten quantum circuits and total usage of 32 quantum bits.



**Figure 28:** Demonstrates ten quantum circuit Identity Matrix using QCAD



**Figure 29:** Demonstrates the graph of ten quantum circuits identity matrix in QCAD (Quantum Computer Aided Design).

Notes:

Chance of being ON if measured: 50.000000%

Bloch sphere representation of local state

$r: +0.0000, \varphi + 0.00^\circ, \theta: +90.00^\circ$

$x: +0.0000, y: +0.0000, z: +0.0000$

Amplitude of  $|0000000000\rangle$

Val:  $+0.00000 + 0.17678i$

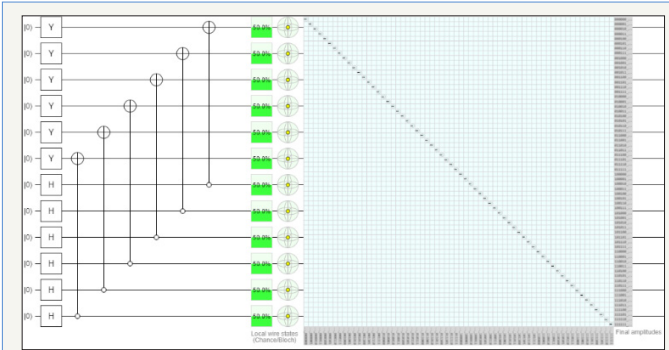
mag<sup>2</sup>: 3.1250%, phase: +90.00°

Amplitude of |00000000001>

Val: +0.00000+0.00000i

mag<sup>2</sup>: 0.0000%, phase: +0.00°

**F. Identity matrix using hadamard, Pauli Y and NOT gate using twelve quantum circuits (Figure 30)**



**Figure 30:** Demonstrates Identity Matrix using Pauli Y, Hadamard Gate and NOT gate utilizing twelve quantum circuits and total usage of 64 quantum bits

Notes:

Chance of being ON if measured: 50.00000%

Bloch sphere representation of local state

r: +0.0000,  $\varphi$ +0.00°,  $\theta$ : +90.00°

x: +0.0000, y: +0.0000, z: +0.0000

Amplitude of |000000000000>

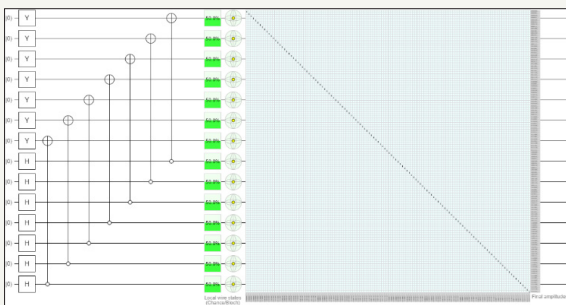
Val: -0.12500+0.0000i

mag<sup>2</sup>: 1.5625%, phase: +180.00°

Amplitude of |000000000001>

Val: +0.00000+0.00000i

mag<sup>2</sup>: 0.0000%, phase: +0.00°



**Figure 31:** Demonstrates Identity Matrix using Pauli Y, Hadamard Gate and NOT gate utilizing fourteen quantum circuits and total usage of 128 quantum bits.

**G. Identity matrix using hadamard, Pauli Y and NOT gate using fourteen quantum circuits (Figure 31)**

Notes:

Chance of being ON if measured: 50.00000%

Bloch sphere representation of local state

r: +0.0000,  $\varphi$ +0.00°,  $\theta$ : +90.00°

x: +0.0000, y: +0.0000, z: +0.0000

Amplitude of |00000000000000>

Val: +0.12500+0.08839i

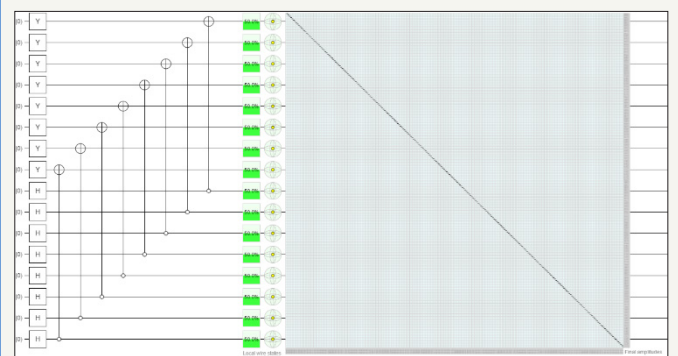
mag<sup>2</sup>: 0.7812%, phase: -90.00°

Amplitude of |00000000000001>

Val: +0.00000+0.00000i

mag<sup>2</sup>: 0.0000%, phase: +0.00°

**H. Identity matrix using hadamard, Pauli Y and NOT gate using sixteen (max) quantum circuits (Figure 32)**



**Figure 32:** Demonstrates Identity Matrix using Pauli Y, Hadamard Gate and NOT gate utilizing sixteen (max) quantum circuits and total usage of 256 quantum bits

Notes:

Chance of being ON if measured: 50.00000%

Bloch sphere representation of local state

r: +0.0000,  $\varphi$ +0.00°,  $\theta$ : +90.00°

x: +0.0000, y: +0.0000, z: +0.0000

Amplitude of |0000000000000000>

Val: +0.06250+0.00000i

mag<sup>2</sup>: 0.3906%, phase: +00.00°

Amplitude of |0000000000000001>

Val: +0.00000+0.00000i

mag<sup>2</sup>: 0.0000%, phase: +0.00°

**Observations from identity matrix**

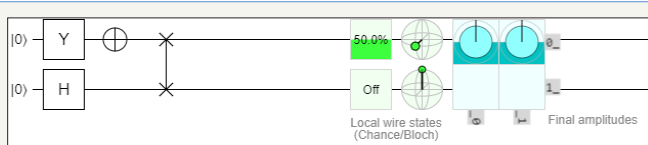
1. Successfully performed identity matrix utilizing sixteen (max) quantum circuits considering entanglement process using Hadamard, Pauli X and NOT gates

- Real and complex values of each quantum bit is equal for all quantum bits
- Real values decrease by half for addition of fourth, eighth, twelve and sixteenth quantum circuit
- Complex value decreases by half for addition of second, sixth, tenth and fourteenth quantum circuit
- Magnitude of each quantum bit decreases by half for every addition of two quantum circuit
- Graphs of twelve, fourteen and sixteen quantum circuits are not used due to complexity of the circuit and limitation of the tool to process large quantum circuits
- Tables of eight, ten, twelve, fourteen and sixteen quantum circuits are avoided due to results are similar as previous data except for magnitudes.

### Transposing of Matrices using quantum Gates

A simulation was performed for transposition of Matrix

#### A. Transposition of matrix using hadamard, Pauli Y, NOT, and swap gate using two quantum circuits (Figure 33)



**Figure 33:** Demonstrates before transposition of Matrix using Pauli Y, Hadamard, NOT and swap gates utilizing two quantum circuits and total usage of 2 quantum bits

Notes:

Chance of being ON for Y Pauli Gate if measured: 50.00000%

Bloch sphere representation of local state for first quantum circuit

$$r: +1.0000, \varphi + 0.00^\circ, \theta: +90.00^\circ$$

$$x: +1.0000, y: +0.0000, z: +0.0000$$

Bloch sphere representation of local state for second quantum circuit

$$r: +1.0000, +0.00^\circ, : +90.00^\circ$$

$$x: +0.0000, y: +0.0000, z: +1.0000$$

Amplitude of  $|00\rangle$

$$\text{Val: } +0.00000 + 0.70711i$$

$$\text{mag}^2: 50.0000\%, \text{phase: } +90.00^\circ$$

Amplitude of  $|10\rangle$

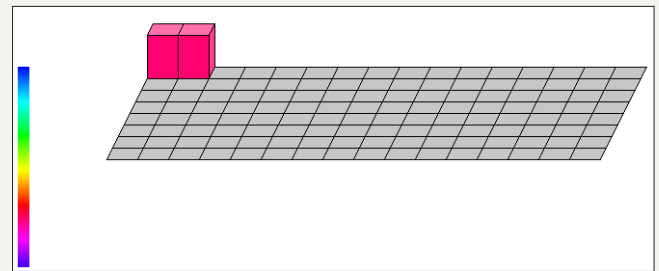
$$\text{Val: } +0.00000 + 0.00000i$$

$$\text{mag}^2: 0.0000\%, \text{phase: } +0.00^\circ$$

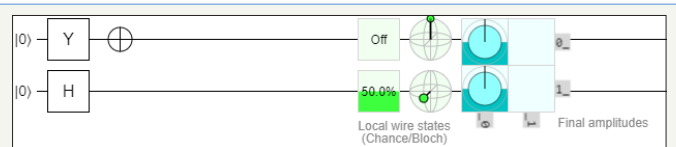
(Figure 34) (Table 7) (Figure 35)

**Table 7:** Measured output results of two quantum circuits.

Value	Binary Value	Magnitude
0	$ 00\rangle$	0.5
1	$ 01\rangle$	0.5
2	$ 10\rangle$	0
3	$ 11\rangle$	0



**Figure 34:** Demonstrates the graph of two quantum circuits before transposition of matrix in QCAD (Quantum Computer Aided Design)



**Figure 35:** Demonstrates after transposition of Matrix using Pauli Y, Hadamard, NOT and swap gates utilizing two quantum circuits and total usage of 2 quantum bits.

Notes:

Chance of being ON for Y Pauli Gate if measured: 50.00000%

Bloch sphere representation of local state for first quantum circuit

$$r: +1.0000, \varphi + 0.00^\circ, \theta: +0.00^\circ$$

$$x: +0.0000, y: +0.0000, z: +1.0000$$

Bloch sphere representation of local state for second quantum circuit

$$r: +1.0000, +0.00^\circ, : +90.00^\circ$$

$$x: +1.0000, y: +0.0000, z: +0.0000$$

Amplitude of  $|00\rangle$

$$\text{Val: } +0.00000 + 0.70711i$$

$$\text{mag}^2: 50.0000\%, \text{phase: } +90.00^\circ$$

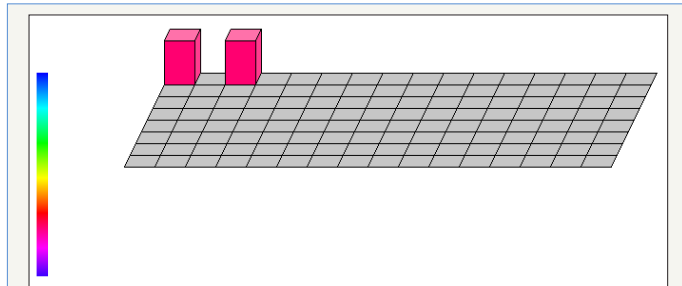
Amplitude of  $|01\rangle$

$$\text{Val: } +0.00000 + 0.00000i$$

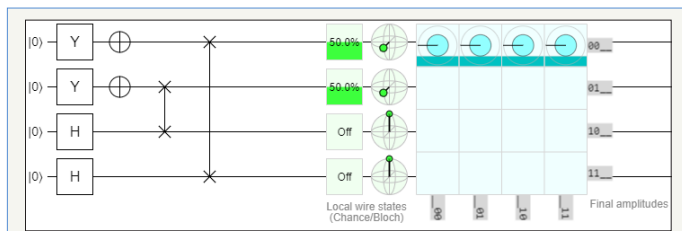
$$\text{mag}^2: 0.0000\%, \text{phase: } +0.00^\circ \text{ (Figure 36) (Table 8)}$$

**Table 8:** Measured output results of two quantum circuits.

Value	Binary Value	Magnitude
0	00>	0.5
1	01>	0
2	10>	0.5
3	11>	0

**Figure 36:** Demonstrates the graph of two quantum circuits after transposition of matrix in QCAD (Quantum Computer Aided Design).

### B. Transposition of Matrix using Hadamard, Pauli Y, NOT, and swap gate using four quantum circuits (Figure 37)

**Figure 37:** Demonstrates before transposition of Matrix using Pauli Y, Hadamard, NOT and swap gates utilizing four quantum circuits and total usage of 4 quantum bits.

Notes:

Chance of being ON for Y Pauli Gate if measured: 50.00000%

Bloch sphere representation of local state for first quantum circuit

$r: +1.0000, \varphi + 0.00^\circ, \theta: +90.00^\circ$

$x: +1.0000, y: +0.0000, z: +0.0000$

Bloch sphere representation of local state for third quantum circuit

$r: +1.0000, \varphi + 0.00^\circ, \theta: +0.00^\circ$

$x: +0.0000, y: +0.0000, z: +1.0000$

Amplitude of |0000>

Val:  $+0.50000 + 0.00000i$

$\text{mag}^2: 25.0000\%, \text{phase}: +180.00^\circ$

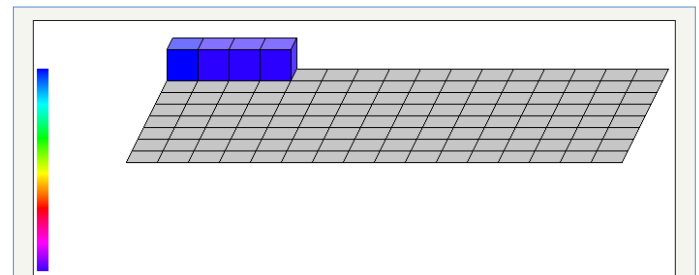
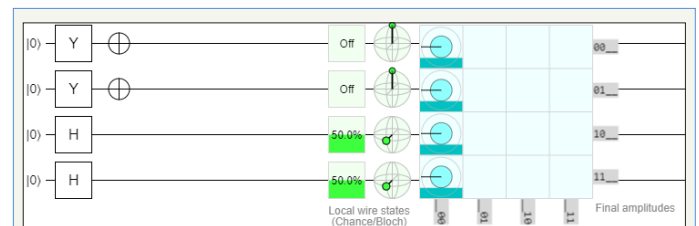
Amplitude of |0100>

Val:  $+0.00000 + 0.00000i$

$\text{mag}^2: 0.0000\%, \text{phase}: +0.00^\circ$  (Figure 38) (Table 9) (Figure 39)

**Table 9:** Measured output results of four quantum circuits.

Value	Binary value	Magnitude
0	0000>	0.25
1	0001>	0.25
2	0010>	0.25
3	0011>	0.25
4	0100>	0
5	0101>	0
6	0110>	0
7	0111>	0
8	1000>	0
9	1001>	0
10	1010>	0
11	1011>	0
12	1100>	0
13	1101>	0
14	1110>	0
15	1111>	0

**Figure 38:** Demonstrates the graph of four quantum circuits before transposition of matrix in QCAD (Quantum Computer Aided Design)**Figure 39:** Demonstrates after transposition of Matrix using Pauli Y, Hadamard, NOT and swap gates utilizing four quantum circuits and total usage of 4 quantum bits

Notes:

Chance of being ON for Hadamard Gate if measured: 50.00000%

Bloch sphere representation of local state for first quantum circuit

$r: +1.0000, \varphi + 0.00^\circ, \theta: +0.00^\circ$

$x: +0.0000, y: +0.0000, z: +1.0000$

Bloch sphere representation of local state for third quantum circuit

$r: +1.0000, \varphi +0.00^\circ, \theta: +90.00^\circ$

$x: +1.0000, y: +0.0000, z: +0.0000$

Amplitude of  $|0000\rangle$


Val:  $+0.50000+0.00000i$

$\text{mag}^2: 25.0000\%, \text{phase: } +180.00^\circ$

Amplitude of  $|0001\rangle$

Val:  $+0.00000+0.00000i$

$\text{mag}^2: 0.0000\%, \text{phase: } +0.00^\circ$  (Figure 40) (Table 10)



**Table 10:** Measured output results of four quantum circuits.

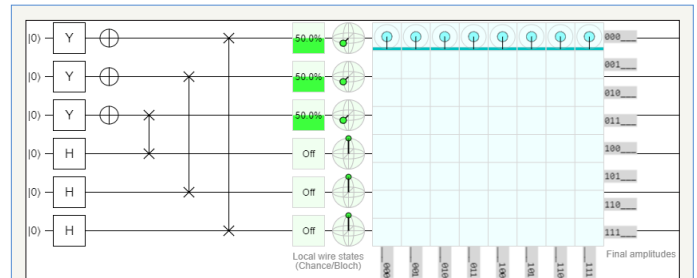
Value	Binary Value	Magnitude
0	$ 0000\rangle$	0.25
1	$ 0001\rangle$	0
2	$ 0010\rangle$	0
3	$ 0011\rangle$	0
4	$ 0100\rangle$	0.25
5	$ 0101\rangle$	0
6	$ 0110\rangle$	0
7	$ 0111\rangle$	0
8	$ 1000\rangle$	0.25
9	$ 1001\rangle$	0
10	$ 1010\rangle$	0
11	$ 1011\rangle$	0

**Table 11:** Measured output results of six quantum circuits.

Value	Binary Value	Magnitude
0	$ 000000\rangle$	0.125
1	$ 000001\rangle$	0.125
2	$ 000010\rangle$	0.125
3	$ 000011\rangle$	0.125
4	$ 000100\rangle$	0.125
5	$ 000101\rangle$	0.125
6	$ 000110\rangle$	0.125

12	$ 1100\rangle$	0.25
13	$ 1101\rangle$	0
14	$ 1110\rangle$	0
15	$ 1111\rangle$	0

**C. Transposition of Matrix using Hadamard, Pauli Y, NOT, and swap gate using six quantum circuits (Figure 41)**



Notes:

Chance of being ON for Y Pauli Gate if measured: 50.000000%

Bloch sphere representation of local state for first quantum circuit

$r: +1.0000, \varphi +0.00^\circ, \theta: +90.00^\circ$

$x: +1.0000, y: +0.0000, z: +0.0000$

Bloch sphere representation of local state for fourth quantum circuit

$r: +1.0000, \varphi +0.00^\circ, \theta: +0.00^\circ$

$x: +0.0000, y: +0.0000, z: +1.0000$

Amplitude of  $|000000\rangle$

Val:  $+0.00000-0.35355i$

$\text{mag}^2: 12.5000\%, \text{phase: } -90.00^\circ$

Amplitude of  $|001000\rangle$

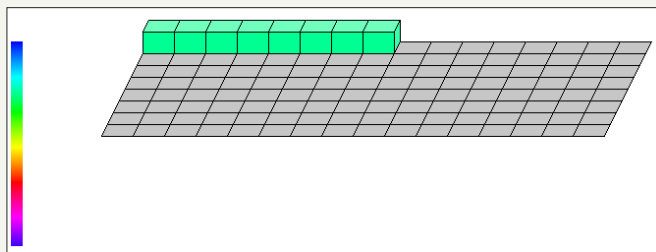
Val:  $+0.00000+0.00000i$

$\text{mag}^2: 0.0000\%, \text{phase: } +0.00^\circ$  (Figure 42) (Table 11) (Figure 43)

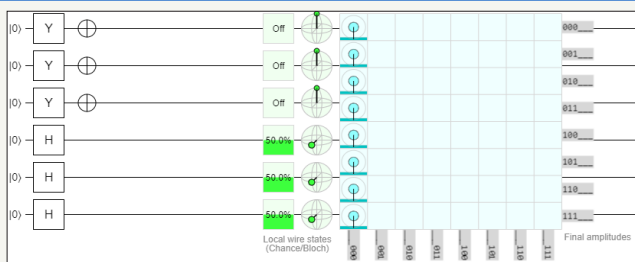
7	$ 000111\rangle$	0.125
8	$ 001000\rangle$	0
9	$ 001001\rangle$	0
10	$ 001010\rangle$	0
11	$ 001011\rangle$	0
12	$ 001100\rangle$	0
13	$ 001101\rangle$	0
14	$ 001110\rangle$	0
15	$ 001111\rangle$	0
16	$ 010000\rangle$	0
17	$ 010001\rangle$	0
18	$ 010010\rangle$	0
19	$ 010011\rangle$	0
20	$ 010100\rangle$	0
21	$ 010101\rangle$	0
22	$ 010110\rangle$	0
23	$ 010111\rangle$	0
24	$ 011000\rangle$	0
25	$ 011001\rangle$	0
26	$ 011010\rangle$	0
27	$ 011011\rangle$	0
28	$ 011100\rangle$	0
29	$ 011101\rangle$	0
30	$ 011110\rangle$	0
31	$ 011111\rangle$	0
32	$ 100000\rangle$	0
33	$ 100001\rangle$	0
34	$ 100010\rangle$	0
35	$ 100011\rangle$	0
36	$ 100100\rangle$	0
37	$ 100101\rangle$	0
38	$ 100110\rangle$	0
39	$ 100111\rangle$	0
40	$ 101000\rangle$	0
41	$ 101001\rangle$	0
42	$ 101010\rangle$	0
43	$ 101011\rangle$	0
44	$ 101100\rangle$	0
45	$ 101101\rangle$	0
46	$ 101110\rangle$	0
47	$ 101111\rangle$	0
48	$ 110000\rangle$	0
49	$ 110001\rangle$	0
50	$ 110010\rangle$	0
51	$ 110011\rangle$	0



52	110100>	0
53	110101>	0
54	110110>	0
55	110111>	0
56	111000>	0
57	111001>	0
58	111010>	0
59	111011>	0
60	111100>	0
61	111101>	0
62	111110>	0
63	111111>	0



**Figure 42:** Demonstrates the graph of six quantum circuits before transposition of matrix in QCAD (Quantum Computer Aided Design)



**Figure 43:** Demonstrates after transposition of Matrix using Pauli Y, Hadamard, NOT and swap gates utilizing six quantum circuits and total usage of 8 quantum bits

Notes:

Chance of being ON for Hadamard Gate if measured: 50.00000%

Bloch sphere representation of local state for first quantum circuit

$r: +1.0000, \varphi: +0.00^\circ, \theta: +0.00^\circ$

$x: +0.0000, y: +0.0000, z: +1.0000$

Bloch sphere representation of local state for fourth quantum circuit

$r: +1.0000, \varphi: +0.00^\circ, \theta: +90.00^\circ$

$x: +1.0000, y: +0.0000, z: +0.0000$

Amplitude of |000000>

Val:  $+0.00000-0.35355i$

$\text{mag}^2: 25.0000\%, \text{phase: } +180.00^\circ$

Amplitude of |000001>

Val:  $+0.00000+0.00000i$

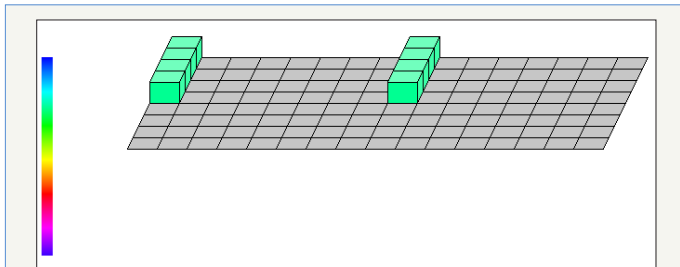
$\text{mag}^2: 0.0000\%, \text{phase: } +0.00^\circ$  (Figure 44) (Table 12)

**Table 12:** Measured output results of six quantum circuits

Value	Binary Value	Magnitude
0	000000>	0.125
1	000001>	0
2	000010>	0
3	000011>	0
4	000100>	0
5	000101>	0
6	000110>	0
7	000111>	0
8	001000>	0.125
9	001001>	0
10	001010>	0

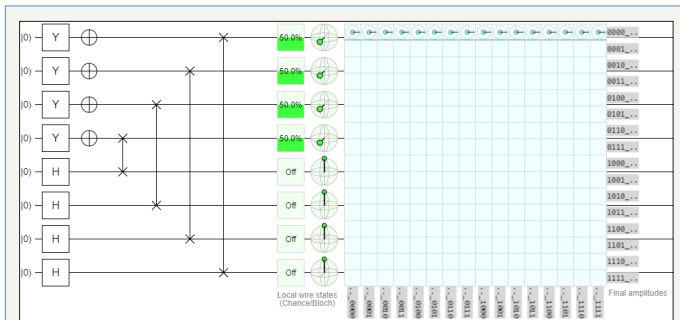
11	$ 001011\rangle$	0
12	$ 001100\rangle$	0
13	$ 001101\rangle$	0
14	$ 001110\rangle$	0
15	$ 001111\rangle$	0
16	$ 010000\rangle$	0.125
17	$ 010001\rangle$	0
18	$ 010010\rangle$	0
19	$ 010011\rangle$	0
20	$ 010100\rangle$	0
21	$ 010101\rangle$	0
22	$ 010110\rangle$	0
23	$ 010111\rangle$	0
24	$ 011000\rangle$	0.125
25	$ 011001\rangle$	0
26	$ 011010\rangle$	0
27	$ 011011\rangle$	0
28	$ 011100\rangle$	0
29	$ 011101\rangle$	0
30	$ 011110\rangle$	0
31	$ 011111\rangle$	0
32	$ 100000\rangle$	0.125
33	$ 100001\rangle$	0
34	$ 100010\rangle$	0
35	$ 100011\rangle$	0
36	$ 100100\rangle$	0
37	$ 100101\rangle$	0
38	$ 100110\rangle$	0
39	$ 100111\rangle$	0
40	$ 101000\rangle$	0.125
41	$ 101001\rangle$	0
42	$ 101010\rangle$	0
43	$ 101011\rangle$	0
44	$ 101100\rangle$	0
45	$ 101101\rangle$	0
46	$ 101110\rangle$	0
47	$ 101111\rangle$	0
48	$ 110000\rangle$	0.125
49	$ 110001\rangle$	0
50	$ 110010\rangle$	0
51	$ 110011\rangle$	0
52	$ 110100\rangle$	0
53	$ 110101\rangle$	0
54	$ 110110\rangle$	0
55	$ 110111\rangle$	0

56	$ 111000\rangle$	0.125
57	$ 111001\rangle$	0
58	$ 111010\rangle$	0
59	$ 111011\rangle$	0
60	$ 111100\rangle$	0
61	$ 111101\rangle$	0
62	$ 111110\rangle$	0
63	$ 111111\rangle$	0



**Figure 44:** Demonstrates the graph of six quantum circuits after transposition of matrix in QCAD (Quantum Computer Aided Design)

**D. Transposition of matrix using hadamard, Pauli Y, NOT, and swap gate using eight quantum circuits (Figure 45)**



**Figure 45:** Demonstrates before transposition of Matrix using Pauli Y, Hadamard, NOT and swap gates utilizing eight quantum circuits and total usage of 16 quantum bits

Notes:

Chance of being ON for Y Pauli Gate if measured: 50.00000%

Bloch sphere representation of local state for first quantum circuit

$r: +1.0000, \varphi + 0.00^\circ, \theta: +90.00^\circ$

$x: +1.0000, y: +0.0000, z: +0.0000$

Bloch sphere representation of local state for fifth quantum circuit

$r: +1.0000, \varphi + 0.00^\circ, \theta: +0.00^\circ$

$x: +0.0000, y: +0.0000, z: +1.0000$

Amplitude of  $|00000000\rangle$

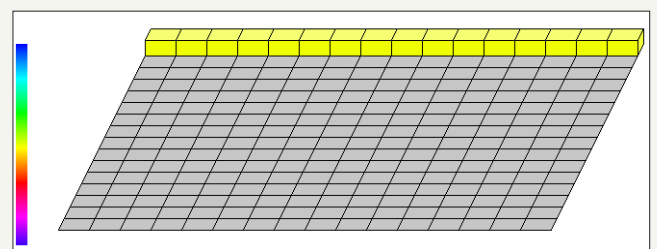
Val:  $+0.25000 - 0.00000i$

$\text{mag}^2: 6.2500\%, \text{phase}: +0.00^\circ$

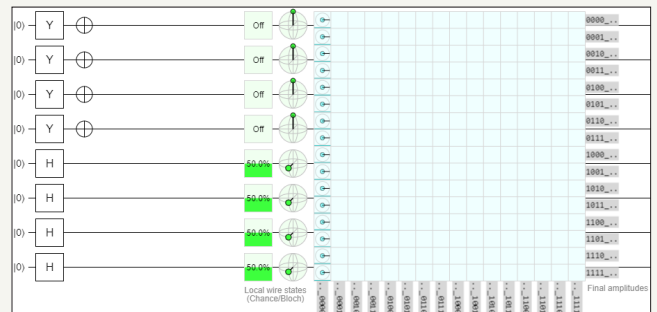
Amplitude of  $|00010000\rangle$

Val:  $+0.00000 + 0.00000i$

$\text{mag}^2: 0.0000\%, \text{phase}: +0.00^\circ$  (Figure 46 & 47)



**Figure 46:** Demonstrates the graph of eight quantum circuits before transposition of matrix in QCAD (Quantum Computer Aided Design).



**Figure 47:** Demonstrates after transposition of Matrix using Pauli Y, Hadamard, NOT and swap gates utilizing eight quantum circuits and total usage of 16 quantum bits.

Notes:

Chance of being ON for Hadamard Gate if measured: 50.00000%

Bloch sphere representation of local state for first quantum circuit

$r: +1.0000, \varphi + 0.00^\circ, \theta: +0.00^\circ$

$x: +0.0000, y: +0.0000, z: +1.0000$

Bloch sphere representation of local state for fifth quantum circuit

$r: +1.0000, \varphi + 0.00^\circ, \theta: +90.00^\circ$

$x: +1.0000, y: +0.0000, z: +0.0000$

Amplitude of  $|00000000\rangle$

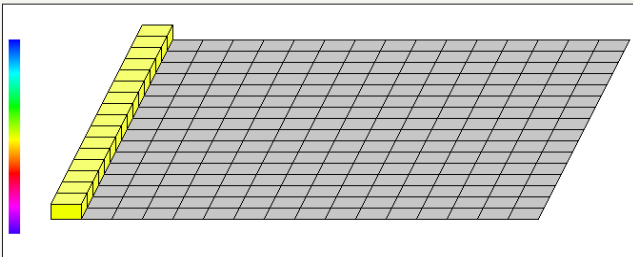
Val:  $+0.25000+0.00000i$

$\text{mag}^2$ : 6.2500%, phase:  $+0.00^\circ$

Amplitude of  $|00000001\rangle$

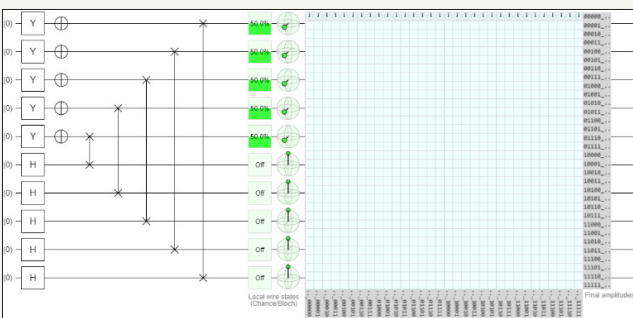
Val:  $+0.00000+0.00000i$

$\text{mag}^2$ : 0.0000%, phase:  $+0.00^\circ$  (Figure 48)



**Figure 48:** Demonstrates the graph of eight quantum circuits after transposition of matrix in QCAD (Quantum Computer Aided Design).

#### E. Transposition of matrix using hadamard, Pauli Y, NOT, and swap gate using ten quantum circuits (Figure 49)



**Figure 49:** Demonstrates before transposition of Matrix using Pauli Y, Hadamard, NOT and swap gates utilizing ten quantum circuits and total usage of 32 quantum bits.

Notes:

Chance of being ON for Y Pauli Gate if measured: 50.00000%

Bloch sphere representation of local state for first quantum circuit

$r: +1.0000, \varphi + 0.00^\circ, \theta: +90.00^\circ$

$x: +1.0000, y: +0.0000, z: +0.0000$

Bloch sphere representation of local state for sixth quantum circuit

$r: +1.0000, \varphi + 0.00^\circ, \theta: +0.00^\circ$

$x: +0.0000, y: +0.0000, z: +1.0000$

Amplitude of  $|0000000000\rangle$

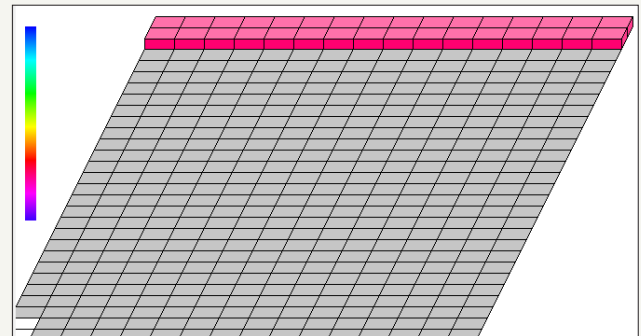
Val:  $+0.00000-0.17678i$

$\text{mag}^2$ : 3.1250%, phase:  $+90.00^\circ$

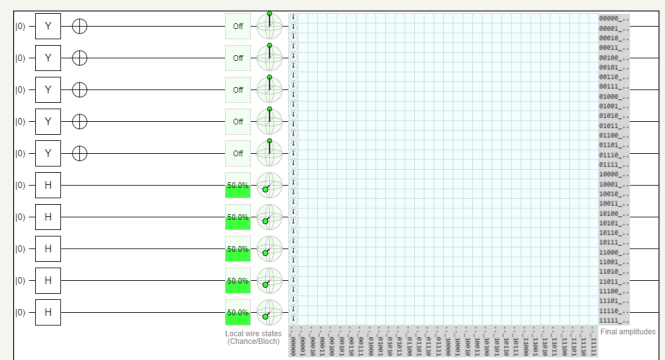
Amplitude of  $|0010100000\rangle$

Val:  $+0.00000+0.00000i$

$\text{mag}^2$ : 0.0000%, phase:  $+0.00^\circ$  (Figures 50 & 51)



**Figure 50:** Demonstrates the graph of ten quantum circuits before transposition of matrix in QCAD (Quantum Computer Aided Design).



**Figure 51:** Demonstrates after transposition of Matrix using Pauli Y, Hadamard, NOT and swap gates utilizing ten quantum circuits and total usage of 32 quantum bits.

Notes:

Chance of being ON for Hadamard Gate if measured: 50.00000%

Bloch sphere representation of local state for first quantum circuit

$r: +1.0000, \varphi + 0.00^\circ, \theta: +0.00^\circ$

$x: +0.0000, y: +0.0000, z: +1.0000$

Bloch sphere representation of local state for sixth quantum circuit

$r: +1.0000, \varphi + 0.00^\circ, \theta: +90.00^\circ$

$x: +1.0000, y: +0.0000, z: +0.0000$

Amplitude of  $|0000000000\rangle$

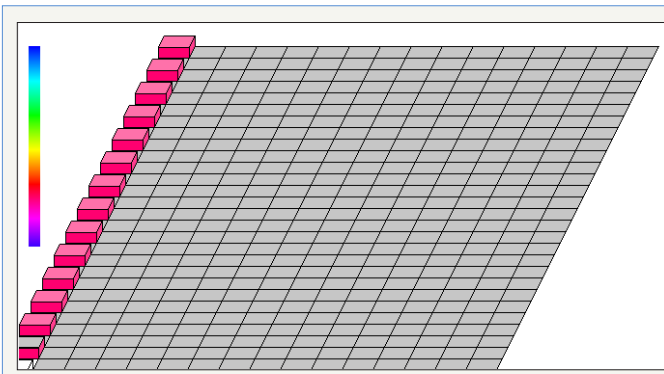
Val:  $+0.00000+0.17678i$

$\text{mag}^2$ : 3.1250%, phase:  $+90.00^\circ$

Amplitude of  $|0000000001\rangle$

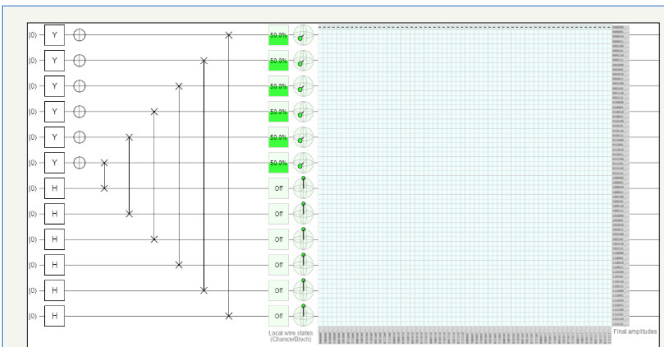
Val:  $+0.00000+0.00000i$

mag<sup>2</sup>: 0.0000%, phase: +0.00° (Figure 52)



**Figure 52:** Demonstrates the graph of ten quantum circuits after transposition of matrix in QCAD (Quantum Computer Aided Design).

#### F. Transposition of matrix using hadamard, Pauli Y, NOT, and swap gate using twelve quantum circuits (Figure 53)



**Figure 53:** Demonstrates before transposition of Matrix using Pauli Y, Hadamard, NOT and swap gates utilizing twelve quantum circuits and total usage of 64 quantum bits.

Notes:

Chance of being ON for Y Pauli Gate if measured: 50.00000%

Bloch sphere representation of local state for first quantum circuit

r: +1.0000,  $\phi$ +0.00°,  $\theta$ : +90.00°

x: +1.0000, y: +0.0000, z: +0.0000

Bloch sphere representation of local state for seventh quantum circuit

r: +1.0000,  $\phi$ +0.00°,  $\theta$ : +0.00°

x: +0.0000, y: +0.0000, z: +1.0000

Amplitude of |000000000000>

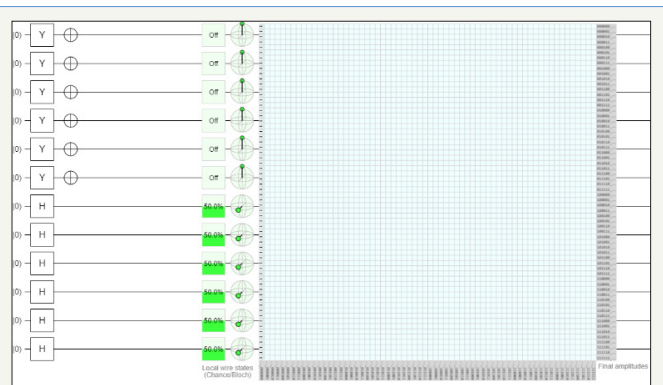
Val: -0.12500-0.00000i

mag<sup>2</sup>: 1.5625%, phase: +180.00°

Amplitude of |000001000000>

Val: +0.00000+0.00000i

mag<sup>2</sup>: 0.0000%, phase: +0.00° (Figure 54)



**Figure 54:** Demonstrates after transposition of Matrix using Pauli Y, Hadamard, NOT and swap gates utilizing twelve quantum circuits and total usage of 64 quantum bits.

Notes:

Chance of being ON for Hadamard Gate if measured: 50.00000%

Bloch sphere representation of local state for first quantum circuit

r: +1.0000,  $\phi$ +0.00°,  $\theta$ : +0.00°

x: +0.0000, y: +0.0000, z: +1.0000

Bloch sphere representation of local state for seventh quantum circuit

r: +1.0000,  $\phi$ +0.00°,  $\theta$ : +90.00°

x: +1.0000, y: +0.0000, z: +0.0000

Amplitude of |000000000000>

Val: -0.12500+0.00000i

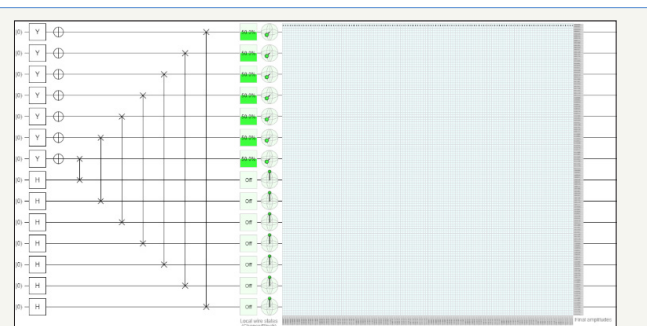
mag<sup>2</sup>: 1.5625%, phase: +180.00°

Amplitude of |000000000001>

Val: +0.00000+0.00000i

mag<sup>2</sup>: 0.0000%, phase: +0.00°

#### G. Transposition of matrix using hadamard, Pauli Y, NOT, and swap gate using fourteen quantum circuits (Figure 55)



**Figure 55:** Demonstrates before transposition of Matrix using Pauli Y, Hadamard, NOT and swap gates utilizing fourteen quantum circuits and total usage of 128 quantum bits.

Notes:

Chance of being ON for Y Pauli Gate if measured: 50.000000%

Bloch sphere representation of local state for first quantum circuit

r: +1.0000,  $\varphi$  +0.00°,  $\theta$ : +90.00°

x: +1.0000, y: +0.0000, z: +0.0000

Bloch sphere representation of local state for eighth quantum circuit

r: +1.0000,  $\varphi$  +0.00°,  $\theta$ : +0.00°

x: +0.0000, y: +0.0000, z: +1.0000

Amplitude of  $|0000000000000000\rangle$

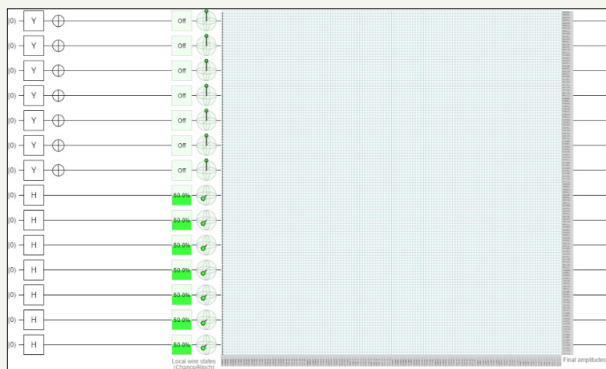
Val: +0.00000-0.08839i

mag<sup>2</sup>: 1.5625%, phase: +180.00°

Amplitude of  $|0000000100000000\rangle$

Val: +0.00000+0.00000i

mag<sup>2</sup>: 0.0000%, phase: +0.00° (Figure 56)



**Figure 56:** Demonstrates after transposition of Matrix using Pauli Y, Hadamard, NOT and swap gates utilizing fourteen quantum circuits and total usage of 128 quantum bits.

Notes:

Chance of being ON for Hadamard Gate if measured: 50.000000%

Bloch sphere representation of local state for first quantum circuit

r: +1.0000,  $\varphi$  +0.00°,  $\theta$ : +0.00°

x: +1.0000, y: +0.0000, z: +1.0000

Bloch sphere representation of local state for eighth quantum circuit

r: +1.0000,  $\varphi$  +0.00°,  $\theta$ : +90.00°

x: +1.0000, y: +0.0000, z: +0.0000

Amplitude of  $|0000000000000000\rangle$

Val: +0.00000-0.08839i

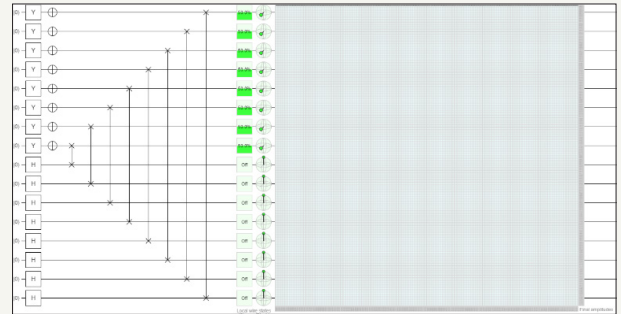
mag<sup>2</sup>: 0.7812%, phase: -90.00°

Amplitude of  $|0000000000000001\rangle$

Val: +0.00000+0.00000i

mag<sup>2</sup>: 0.0000%, phase: +0.00°

#### H. Transposition of matrix using hadamard, Pauli Y, NOT, and swap gate using sixteen quantum circuits (Figure 57)



**Figure 57:** Demonstrates before transposition of Matrix using Pauli Y, Hadamard, NOT and swap gates utilizing sixteen quantum circuits and total usage of 256 quantum bits.

Notes:

Chance of being ON for Y Pauli Gate if measured: 50.000000%

Bloch sphere representation of local state for first quantum circuit

r: +1.0000,  $\varphi$  +0.00°,  $\theta$ : +90.00°

x: +1.0000, y: +0.0000, z: +0.0000

Bloch sphere representation of local state for ninth quantum circuit

r: +1.0000,  $\varphi$  +0.00°,  $\theta$ : +0.00°

x: +0.0000, y: +0.0000, z: +1.0000

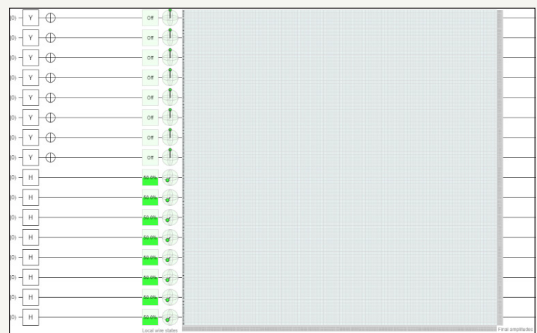
Amplitude of  $|0000000000000000\rangle$

Val: +0.06250-0.00000i

mag<sup>2</sup>: 0.3906%, phase: +0.00°

Amplitude of  $|0000000100000000\rangle$

Val: +0.00000+0.00000i



**Figure 58:** Demonstrates after transposition of Matrix using Pauli Y, Hadamard, NOT and swap gates utilizing sixteen quantum circuits and total usage of 256 quantum bits.



mag<sup>2</sup>: 0.0000%, phase: +0.00° (Figure 58)

Notes:

Chance of being ON for Hadamard Gate if measured: 50.00000%

Bloch sphere representation of local state for first quantum circuit

r: +1.0000,  $\varphi$ : +0.00°,  $\theta$ : +0.00°

x: +0.0000, y: +0.0000, z: +1.0000

Bloch sphere representation of local state for ninth quantum circuit

r: +1.0000,  $\varphi$ : +0.00°,  $\theta$ : +90.00°

x: +1.0000, y: +0.0000, z: +0.0000

Amplitude of  $|0000000000000000\rangle$

Val: +0.06250+0.00000i

mag<sup>2</sup>: 0.3906%, phase: +0.00°

Amplitude of  $|0000000000000001\rangle$

Val: +0.00000+0.00000i

mag<sup>2</sup>: 0.0000%, phase: +0.00°

### Observations from transposition of matrix

1. Successfully performed transposition of matrix utilizing sixteen (max) quantum circuits considering entanglement process using Hadamard, Pauli X and NOT gates
2. Magnitude and phase don't change in transposition of Matrix
3. Magnitude of each quantum bit decreases by half for every addition of two quantum circuit
4. Graphs of twelve, fourteen and sixteen quantum circuits are not used due to complexity of the circuit and limitation of the tool to process large quantum circuits
5. Tables of eight, ten, twelve, fourteen and sixteen quantum circuits are avoided due to limitation of the tool to process large quantum circuits.

### Applications of Quantum Matrices

1. Quantum Matrices can be used to solve system performance with a big RAM and/or a high clock rate for Quantum Central Processing Unit (QCPU)
2. Studying Quantum Matrices and their properties is of crucial importance in trying to improve linear solvers efficiency in Quantum Processor/Quantum computer
3. If constructing a larger system in a quantum processor with the same pattern (2 on the diagonal, -1 on the upper and lower diagonal) and put a right-hand side with only positive entries, we can still claim that the solution exists and it's positive and the number of operations needed to solve it, where n is the size of the system [7].

### Results

What claimed are

1. Successfully processed 65536 quantum bits of information for 16 quantum circuits to achieve square matrix considering whole process in entanglement
2. Square matrix for quantum bits is generated with respect to phase, angle, complex values and magnitude of the results
3. Successfully processed 256 quantum bits of information for identity matrix and transposition of matrix with respect to phase, angle, real, complex values and magnitude.
4. Identity matrix for quantum bits is generated with respect to phase, angle, complex values and magnitude of the results.
5. Transposition of matrix for quantum bits is generated with respect to phase, angle, complex values and magnitude of the results.
6. Study of Hadamard Gates are performed and observations are noted.
7. Study of various phases, angles, complex values, magnitudes and amplitudes of the quantum bits are performed and is documented in this paper
8. Based on results and above data other matrices such as row matrix, column matrix, rectangular matrix, diagonal matrix, scalar matrix, triangular matrix, null matrix can be constructed using quantum bits.

### Conclusion

Based on the results Quantum Matrices can be constructed and processed 65536 quantum bits have been processed. And any quantum matrices can be constructed using this method which will help in performance of the Quantum Computers.

### Novelty

Novelty in this paper are:

Constructed square Matrix using quantum bits

Constructed Identity Matrix using quantum bits

Performed Transposition of Matrix using quantum bits

Processed 65536 (max) quantum bits of information for 16 quantum circuits considering whole process in entanglement for square matrix

Processed 256 quantum bits of information for 16 quantum circuits considering whole process in entanglement for identity matrix

Processed 256 quantum bits of information for 16 quantum circuits considering whole process in entanglement for transposition of matrix.

### Nomenclature

r: position

: represents wavefunction to solve from the Schrödinger equation (varies with situation and number of quantum bits)

: Angle in degrees

i: the imaginary unit

x: x component

y: y component

z: z component

Val: Value

mag<sup>2</sup>: magnitude in square

## Acknowledgment

Author would like to thank Prof. Navarun Gupta, Prof. Hassan Bajwa, Prof. Linfeng Zhang and Prof. Hmurcik for their academic

support. Author also thanks anonymous reviewers for their comments.

## References


1. Coolman R (2014) What Is Quantum Mechanics? Live Science.
2. Perkows M (2002) Introductory Lecture on Quantum Computing.
3. Edmund Optics What are Beam splitters? | Edmund Optics, Barrington, USA.
4. Quirk Quirk: Quantum Circuit Simulator.
5. QCAD QCAD - CAD for Quantum Computer Simulator.
6. Bartgol What is the usefulness of matrices?
7. Nielsen MA, Chuang IL (2016) Quantum computation and quantum information. Cambridge University Press, Cambridge, UK.



Creative Commons Attribution 4.0 International License

For possible submissions Click Here

[Submit Article](#)



## COJ Electronics & Communications

### Benefits of Publishing with us

- High-level peer review and editorial services
- Freely accessible online immediately upon publication
- Authors retain the copyright to their work
- Licensing it under a Creative Commons license
- Visibility through different online platforms