



Effect of Pakistan Synthetic Limited Fiber on Quality Characteristics of Khalis Limited Fiber like as Yarn Imperfection Index, Strength, CVm, and Breakage



Abdul Rauf Shaikh¹, Hussain Bux Marri¹, Rashid Ali Iaghari² and Iftikhar Ali Sahito^{1,3*}

¹Department of Industrial Engineering, Mehran University of Engineering & Technology, Pakistan

²School of Mechatronics Engineering, Herbin institute of Technology, China

³Department of Textile Engineering, Mehran University of Engineering & Technology, Pakistan

*Corresponding author: Iftikhar Ali Sahito, Department of Textile Engineering, Mehran University of Engineering & Technology, Jamshoro, Pakistan, Email: iftikhar.sahito@faculty.muett.edu.pk

Submission: 📅 April 02, 2018; Published: 📅 May 22, 2018

Abstract

This research paper illustrates the effect of PSL (Pakistan synthetic polyester) on yarn made by blending of Khalis fiber & PSL polyester fiber via quality characteristics. Polyesters yarns of 30Ne were made on ring spinning frame at different recipes (i.e. 100%KFL, 75%KFL +25%PSL, 60%KFL +40%PSL, 50%KFL +50%PSL, 40%KFL, +60%PSL, 100%PSL. Yarn quality characteristics were determined for Yarn imperfection index, strength, CVm and breakage experiments. Based on the Results, the effect of PSL fiber reports were made using Uster Tester 4. This research paper will focus on the quality of a product. It will focus on to set parameters like as yarn imperfection index, strength, CVm, and breakage of yarn.

Keywords: KFL Polyester fiber; PSL Polyester fiber; Ring spinning

Introduction

Ring spinning is king and outstanding process for making different types of yarns from textile fibers. No one can deny its importance till the early 1960s. Then it was felt that this process has high capital investment, high raw material cost. Therefore different experiments have been performed to make an amazing type of yarn with low raw material cost and gain high profitability range. The blending of fibers describes made with different fibers which differ in properties, with a view to achieving or improving certain characteristics of the yarn Baykal et al. [1].

The blend is an intimate mixture of staple fibers of different structure, length, diameter or color. Fabric made from the blending of yarn has better properties than made from single yarn [2]. Blending of cotton fiber with polyester fiber is done to enhance drape properties, comfort ability, dye ability and many other properties of the fabric products [3,4]. In the cotton/polyester blends, polyester fiber plays an outstanding role in all areas of the life-saving medical textiles to the geo-textiles. The plus point of polyester over other fibers is strength, luster, aesthetics properties [5]. The polyester fabric will absorb and wickless water. In order to overcome these limitations, micro-fibers were introduced to improve the polyester wick ability, and thereby dry the material quickly. When share of polyester fibers decreases in the blend, there

occurs decline in yarn strength [6]. Fiber properties had unique effect on yarn strength. Blending of different fibers creates to their non-uniform distribution throughout the yarn cross-section [7].

Many researchers have been conducted research on Man-made and natural based fibers, which were manufactured from different materials such as proteins, cellulose, recycling of bottles wastes. The research has been conducted in different places and their results were also different due to different properties and Department conditions (hot, cold moisture and other properties). We analyze above all conditions are different so to prepare formula according to the customer requirements, which helps in different condition to achieve the standard quality of yarn [8-15].

Materials and Method

Polyesters yarns of 30Ne and 1.05 HR were produced on ring spinning Machine (Ejm178) by using PSL, KFL polyesters with following raw material specifications given in Table 1. Sliver in card department of 65grains was prepared by using Scutcher blow-room line and card machine (Mekin). These slivers were then fed in two passages through drawing machines i.e breaker drawing machine named Howa Breaker and finisher drawing machine (RSB D 35) to get uniformity of sliver in drawing department (Figure 1a-1g and Table 1& 2).

**Figure 1:**

- 1a: Khalis fiber
 1b: Polyester Synthetic Fiber
 1c: ISO certification of KFL fiber
 1d: ISO certification pf PSL fiber
 1e: Wrapping wheel
 1f: UT4
 1g: HVI 900.

Table 1: HVI Fiber Testing of PSL polyester, KFL polyester and China Polyester.

Parameters	KFL Polyester	PSL Polyester
Denier	1.2	1.2
Length(mm)	51	51
Type	Dull	Semi Dull
Color R	55	92
Color b	45	8
No of Crimps	4	13
Moisture%	0.41	0.39
Elongation%	15	24
Tenacity	5	7
Shrinkage%	3	3.5
Grade	C	A

Table 2: Quality analysis of Yarn.

Fiber Used	100% KFL	100%PSL	75%KFL+25%PSL	60%KFL+40%PSL	50%KFL+50%PSL	40%KFL+60%PSL
Specifications	1.2Denx51mm	1.2Denx51mm	1.2Denx51mm	1.2Denx51mm	1.2Denx51mm	1.2Denx51mm
Fiber Type	Polyester	Polyester	Polyester	Polyester	Polyester	Polyester
CLSP	3838.9	5053.05	4292	4564.75	4724.8	4882.35
Imperfection Index	150	38	128	69	55	50
Cvm	15	11.1	13	12.9	12	11.7
Yarn breakage%	4%	1.80%	3.60%	3.30%	2.60%	2.50%

Results & Discussion

Effect of PSL fiber on CLSP of Khalis fiber

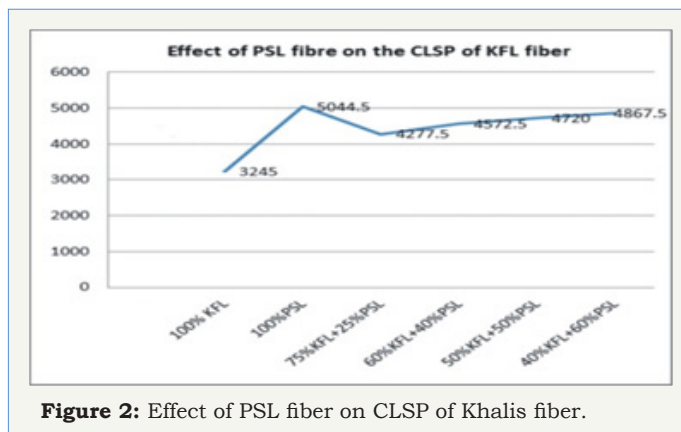
**Figure 2:** Effect of PSL fiber on CLSP of Khalis fiber.

Figure 2 shows the effect of PSL fiber on CLSP of Khalis fiber. As the ratio of PSL fiber increases, CLSP values also increase gradually. The minimum CLSP values are obtained at 100%KFL, Lower CLSP values in the fiber mean less strength in the final yarn quality. As the ratio of PSL fiber increased, CLSP increased from 3300 lbs to 5044.5lbs.

Effect of PSL fiber on yarn breakage % of Khalis fiber

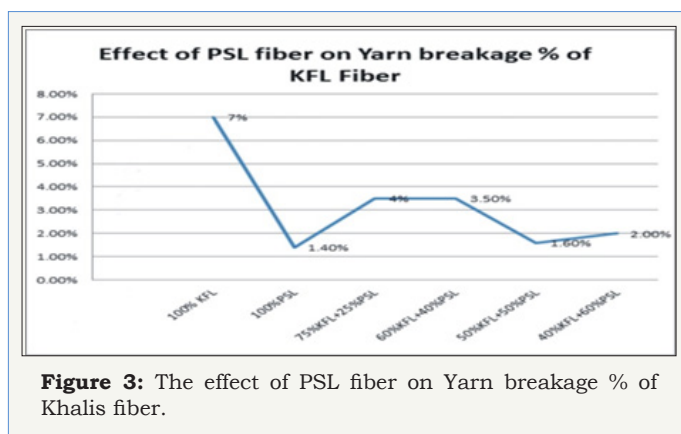
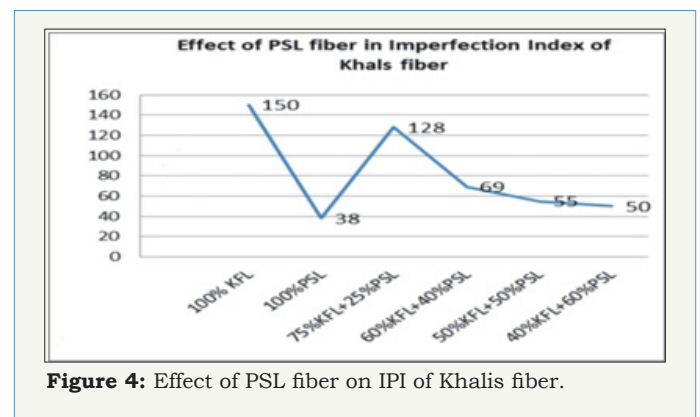
**Figure 3:** The effect of PSL fiber on Yarn breakage % of Khalis fiber.

Figure 3 shows the effect of PSL fiber on Yarn breakage% of Khalis fiber. As the ratio of PSL fiber increases, Yarn breakage% values are decreases gradually. Lower breakage % mean's good survival of yarn at optimum speed. The minimum breakage values are obtained at 100%PSL. As the ratio of PSL fiber increased, yarn breakage% decreased 7% to 1.4%.

Effect of PSL fiber on IPI of yarn of Khalis fiber

**Figure 4:** Effect of PSL fiber on IPI of Khalis fiber.

IPI Is Called Quality of yarn. Higher IPI values mean's Yarn quality is not good. Figure 4 shows the effect of PSL fiber on IPI of Khalis fiber. As the ratio of PSL fiber increases, IPI values also decrease gradually. Lower the number, higher the quality of yarn. The minimum IPI values are obtained at 100%PSL. As the ratio of PSL fiber increased imperfection index values are decreased 150 to 38.

Effect of PSL fiber on Cvm of Khalis fiber

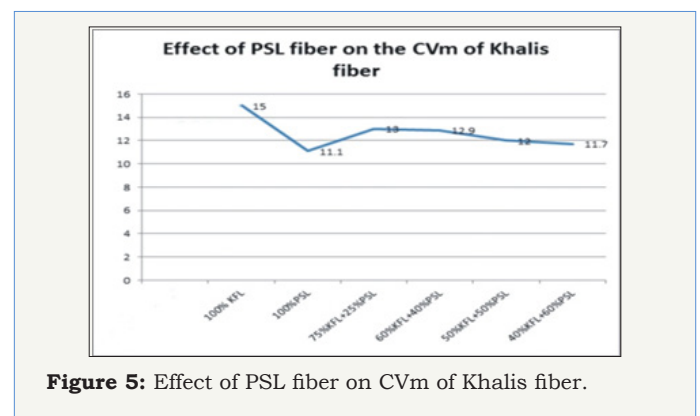
**Figure 5:** Effect of PSL fiber on Cvm of Khalis fiber.

Figure 5 shows the effect of PSL fiber on Cvm of Khalis fiber. As the ratio of PSL fiber increases, Cvm values also decrease gradually. Lower the Cvm, lower the deviation n mass of yarn diameter. The minimum Cvm values are obtained at 100%PSL. Higher Cvm mean's higher Variation in mass in yarn then quality will be not good. As the ratio of PSL fiber increased, Coefficient of variation in mass values is decreased 15 to 11.1% [16-19].

Conclusion

In this research paper, there was a focus on the quality of the product. It was totally focused on to set such parameters so that yarn spinning industry product properties on demand to maintain standard quality and productivity of yarn as per customer requirement. This research was conducted to investigate the final qualitative yarn via blending of PSL & Khalis polyesters, achieving the quality parameters. Recipe of the KFL & PSL polyesters fibers in different ratios were made to achieve the required strength and quality characteristics of China optical Qualitative yarn. From the Performed Experiments in different ratios of PSL& KFL fibers, it is concluded that whenever you are increasing ratio amount of PSL Polyester in KFL polyester fiber, it gets strength and more productive and qualitative. When you were performed Experiments in 75%KFL +25%PSL, 60%KFL +40%PSL, 50%KFL +50%PSL, 40%KFL +60%PSL, Yarn Strength, Yarn CVM, Yarn Breakage% and IPI quality were going better when we were increasing ratio % of PSL.

Acknowledgement

The authors would like thanks to Sr.GM of Dewan Mushtaq Textile Mills Limited Mr. Chaudry Amjad and his team. As well as especially thankful to GM of Amin/Surraya textile Mills limited for their support & help in this research.

References

1. Baykal PD, Babaarslan O, Erol R (2006) Prediction of strength and elongation properties of cotton polyester-blended OE rotor yarns. *Fibres and Textiles in Eastern Europe* 14(1): 18-21.
2. Basu G, Roy AN (2008) Blending of jute with different natural fibres. *Journal of Natural Fibers* 4(4): 13-29.
3. Du M, Lv LB (2011) Study on structure and property of polyester/cotton/silk three-component sirofil spun composite yarn. In *Advanced Materials Research* 175-176: 524-528.
4. Ibrahim DF (2014) Comparative study for improving printing of cotton/polyester blended fabrics. *Journal of Textile Science & Engineering* 4: e119.
5. Sardag S, Ozdemir O, Kara I (2007) The effects of heat-setting on the properties of polyester/viscose blended yarns. *Fibres and Textiles in Eastern Europe* 63(4): 50-53.
6. Haynie DT, Khadka DB, Cross MC (2012) Physical Properties of polypeptide electrospun nanofiber cell culture scaffolds on a wettable substrate. *Polymers* 4(3): 1535-1553.
7. Debnath CR (1974) Some optimum conditions for the blending of jute and viscose rayon 65(7): 393-395.
8. Fan LS, Lai K, Sun RJ, Yao M (2006) Production principle of the tri-component filament and staple fiber composite yarn. *Journal of Textile Research* 27(11): 40.
9. Foulk JA, Dodd RB, McAlister D, Chun D, Akin DE, et al. (2007) Flax-cotton fiber blends: miniature spinning, gin processing, and dust potential. *Industrial Crops and Products* 25(1): 8-16.
10. Kim HJ, Pant HR, Park CH, Tijing LD, Hwang BS, et al. (2013) Electrical properties of ZnO/nylon-6 spider-wave-like nanonets prepared via electrospinning. *Digest Journal of Nanomaterials and Biostructures* 8(1): 385-393.
11. Lee JH, Lim KS, Hahm WG, Kim SH (2013) Properties of recycled and virgin poly (ethylene terephthalate) blend fibers. *Journal of Applied Polymer Science* 128(2): 1250-1256.
12. Ouchi A, Toida T, Kumaresan S, Ando W, Kato J (2010) A new methodology to recycle polyester from fabric blends with cellulose 17(1): 215-222.
13. Salim HA (2015) Performance of dyeing and printing of polyester/viscose yarns blends for clothing use. *Journal of Engineering and Computer Science* 16(1).
14. Skomra E (2006) A comparative study of athletic apparel made from cotton/flax, cotton/pes, pes/flax blends. Doctoral dissertation, Thesis in Apparel, Textiles and Merchandising, Eastern Michigan University, USA.
15. Zhang JY (2012) Design and development of non-ironing fabric of cotton/fractal polyester twisted yarn. In *Advanced Materials Research* 418: 2235-2238.
16. <http://www.khalisgroup.com/khalis-fibre.html>
17. https://www.wotol.com/1-uster-tester-4-yarn-testing/second-hand-machinery/prod_id/232082
18. http://textilelearner.blogspot.com/2012/10/concept-of-high-volume-instrument-hvi_14.html
19. <https://dir.indiamart.com/impcat/wrap-reel.html>



Creative Commons Attribution 4.0 International License

For possible submissions Click Here

Submit Article



Research & Development in Material Science

Benefits of Publishing with us

- High-level peer review and editorial services
- Freely accessible online immediately upon publication
- Authors retain the copyright to their work
- Licensing it under a Creative Commons license
- Visibility through different online platforms