

# Microbial Inoculation as a Tool in Livestock Farming


Nantsios T<sup>1</sup>, Monokrousos N<sup>1,2</sup> and Papatheodorou EM<sup>1,3\*</sup>

<sup>1</sup>International Hellenic University, Greece

<sup>2</sup>Department of Soil Science of Athens, Greece

<sup>3</sup>Department of Ecology, Greece

ISSN: 2637-7659



**\*Corresponding author:** Efimia M Papatheodorou, 3Department of Ecology, School of Biology, Faculty of Science, Aristotle University of Thessaloniki, 54124 Thessaloniki, Greece  
E-mail: [papatheo@bio.auth.gr](mailto:papatheo@bio.auth.gr)

**Submission:**  September 19, 2019

**Published:**  October 03, 2019

Volume 5 - Issue 2

**How to cite this article:** Nantsios T, Monokrousos N, Papatheodorou EM. Microbial Inoculation as a Tool in Livestock Farming. Mod Concep Dev Agrono.5(2). MCDA.000608.2019.  
DOI: [10.31031/MCDA.2019.05.000608](https://doi.org/10.31031/MCDA.2019.05.000608)

**Copyright@** Efimia M Papatheodorou, This article is distributed under the terms of the Creative Commons Attribution 4.0 International License, which permits unrestricted use and redistribution provided that the original author and source are credited.

## Abstract

The increased demand for food creates the necessity for increased production of edible plants and livestock. Further, the demand for the implementation of environmentally friendly methods in agriculture, leads to the replacement of chemical fertilizers with alternatives. In order an enhanced crop production to be achieved, research on the use of microorganisms that affect positively the soil environment and plants' growth is of urgent need. Such microorganisms are called microbial inoculants and contain the plant growth promoting rhizobacteria (PGPR), the arbuscular mycorrhizal fungi (AMF) and the endophytes. This review focused on the effects of microbial inoculants' application on the most commonly fodder plants as maize (*Zea mays*), wheat (*Triticum aestivum*), barley (*Hordeum vulgare*), oats (*Avena sativa*), soybean (*Glycine max*), sorghum (*Sorghum spp.*), alfalfa (*Medicago sativa*) and trefoil (*Trifolium spp.*). A survey of the literature for the period 2010-2018 was applied.

Totally 72 articles were collected; 60 of them were referred to only four plant species (maize, wheat, barley and soybean). We categorized the articles in relation to the type of microbial inoculant used per se or jointly (PGPR, AMF and endophytes) and also in relation to the environmental conditions under consideration (stress, pollution, nutrient deficiency or unstressed conditions). 45% of the studies examined the PGPR individual effects, 22% the effects of AMF and 20% those of endophytes. PGPR promote plant growth in terms of root and aerial parts parameters, yield production, nutrient uptake and alleviate from stressful environmental conditions. Endophytes were applied mainly under non-stressed conditions and were studied in relation to their ability to protect plants against pathogens. However, the role of microbes as protective agents against diseases was examined in only 3% of the studies. We suggested that in the area of fodder plants cultivation, research focusing on the role of microbial inoculants as biopesticides is of urgent need.

**Keywords:** PGPR; AMF; Endophytes; Biofertilizers; Biopesticides

## Introduction

According to FAO, the global population will reach 9.1 billion by 2050, 34% higher than today, and the majority of this increase will be in developing countries [1]. Food production and especially meat production has to be greater by 70% in order to cover the elevated needs of feed of the new world's population [2]. Cereal production has to reach the limit of 3 billion tones and the meat quantity to be increased by more than 200 million tones per year [2,3]. Higher crop yield, better quality, biotic and abiotic stress resistance, expression of various desirable agronomic traits, better and wider adaptability of crops to climatic changes are signs of crop yield's improvement [4]. Quantity can be defined as the amount of grains or seeds that is generated from a unit of land expressed as Kg/ha and actually represents the agricultural output. Referring to quality, we must consider the water content of the product, the dry matter (organic and inorganic) and the concentration of carbohydrates, fats, proteins, minerals and vitamins [5,6].

In order animals to cover their life cycle, they need to intake various chemical compounds which are mainly carbohydrates, protein, fats, minerals and vitamins [7]. Apart from proteins, some lipids and some minerals contribute to the formation of main structures of the body tissues acting towards the renewal of the body units and the formation of muscles (meat), eggs and milk. Moreover, some minerals and vitamins which cannot be synthesized inside the animal body promote the function and completion of basic metabolic pathways that are involved in the provision of energy or the construction of main body tissues. Water is a basic

component of animals' body as it constitutes the 55%-80% of their total live weight.

It affects the main chemical reactions and is the main component of blood, lymph and animal products such as milk, urine and feces [5]. Fodder crops are those that are cultivated for animal nutrition. These crops include cereals, legumes and grasses that are fed to animals as green plants, hays or silage after the proper procedure [8]. The most cultivated crops worldwide are corn, wheat, rice, barley and oats [9]. All these crops are used for livestock farming, except from rice which is fed to animals in a lower scale [9]. In USA, the main cereals used for the animal nutrition in 2016 were corn (50%), soybean, bakery meals and sorghum [10]. Alfalfa constitutes the fourth most cultivated crop in U.S.A. [11] while high quality *Trifolium spp.* is a major food source for animals worldwide [12]. As it is revealed, the main crops used for the nutrition of livestock animals are maize (*Zea mays*), wheat (*Triticum aestivum*), barley (*Hordeum vulgare*), oats (*Avena sativa*), soybean (*Glycine max*), sorghum (*Sorghum spp.*), alfalfa (*Medicago sativa*) and trefoil (*Trifolium spp.*) [10]. During the last decades, farmers seem to prefer the use of alternatives instead of chemical fertilizers in order to improve crop productivity and quality, as they are considered friendlier to the environment and economically efficient [13].

Such agents are the microbial inoculants that can be classified either as biocontrol agents or biofertilizers [14]. The main action of biofertilizers is the plant growth promotion by increasing the availability of nutrients, the root biomass and area and the uptake of nutrients after their application on the seed, the surface of the plant or even into the soil [14,15]. There are three main categories of microbial inoculants which have been extensively studied,

- a) the free-living bacteria that contain the plant growth promoting rhizobacteria (PGPR) and bacteria (PGPB),
- b) the fungi and
- c) the endophytes [14,15].

It has been demonstrated that the enhancement of plant growth and yield due to microbial inoculation resulted from the elevated nutrient uptake and the improvement of the nutrient status of the inoculated plant [14,16]. Some inoculants are capable of solubilizing nutrients via the production of organic acids and phosphatases [14,17,18] making nutrients available to the plants [13]. PGPR affect the growth of the plants directly by producing phytohormones or indirectly by acting as control agents or by being involved in the availability of nutrients [13,19]. Moreover, free-living and symbiotic bacteria provide N through the fixation of atmospheric N and the production of hormones such as auxins, cytokinins, gibberellins and ethylene [14,20]. Usually, the combination of these hormones gives better results than their individual action [14]. Further, PGPR could induce systemic resistance against various bacteria, fungi and viruses [21]. This review aimed to monitor the use of microbial inoculants in fodder crops and their effects on plants under specific environmental conditions. It was focused on the eight crop species that are mainly used for livestock farming.

## Method

A review of literature published from 2013 until July 2018 for maize and from 2010 until 2018 for the rest plants was organized. This differentiation in research datum concerning maize was due to the large number of review papers referring to maize till 2013 which formed the need for more recent information. The search of literature was based on Science Direct, Web of Science and Scopus databases. The search terms used were: (maize\* or *Zea mays*\* or wheat\* or *Triticum aestivum*\* or barley\* or *Hordeum vulgare*\* or sorghum\* or *Sorghum spp*\* or oat\* or *Avena sativa*\* or soybean\* or *Glycine max*\* or alfalfa\* or *Medicago sativa*\* or trefoil\* or *Trifolium spp*\*) and (PGPR\* or PGPF\* or AMF\* or endophytes\*) or (name of plant) and (drought stress\* or salinity\* or yield improvement\* or crop production\* or quality improvement\*). We focused on articles where the effects of microbial inoculants on plants under different environmental conditions (stress, pollution, nutrient deficiency or unstressed cultivation conditions) were examined. Totally, 72 articles were identified using the criteria. 60 of these articles were referring to only four plants, specifically maize, wheat, barley and soybean, while the rest 12 referred to the rest four plants: sorghum, oats, alfalfa, trifolium. We categorized the papers in two subcategories. Firstly, in relation to the type of microbial inoculant used per se or jointly (PGPR, AMF and endophytes). Further, the studies were categorized in relation to the environmental conditions under consideration (stress, pollution, nutrient deficiency or unstressed environmental conditions).

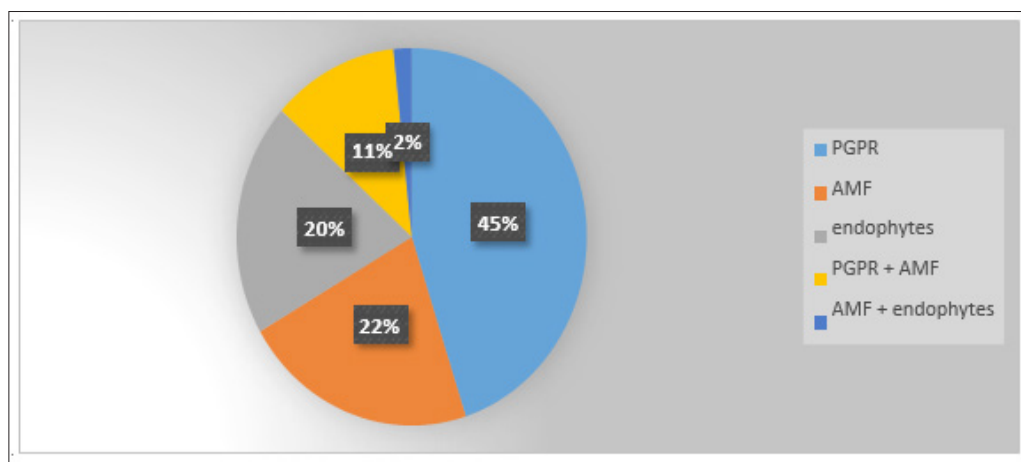
## Result

From the total of 72 studies, 26 concerned maize, 17 wheat, nine soybean, six barley, five sorghum, four alfalfa, one trefoil and one oats. There were also two studies where more than one crop was considered. Clearly, the plant growth promoting rhizobacteria (PGPR) are of main interest of research since 2010 as they are represented in almost half (27/72) of the papers selected (Figure 1). The AMF effects have been extensively analyzed the period before 2010 and many review papers have been written [18,22,23]. This is the reason of their limited contribution to results (13/60). Almost the same percentage with the AMF studies, covered the studies of endophytes (12/60). The application of combined inocula of microbes was studied in even less papers, mostly referring to the combination of PGPR and AMF whereas the combination of endophytes with AMF did not attract special attention till now (Figure 1). Further we categorized the articles in relation to conditions under study; environmental stresses as drought, salinity or temperature extreme.

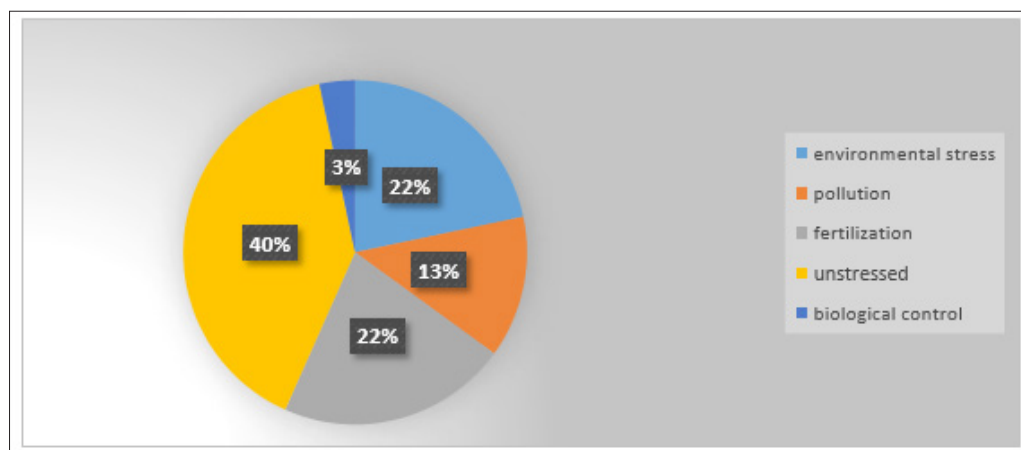
As pollution we defined the cases with toxicity or surplus of heavy metals or other elements. Moreover, we categorized as nutrient deficiency or fertilization the articles where plants' inoculation takes place in soils with limited or very low concentrations of one or more elements. In most cases, the application of microbial inoculation has been studied under conditions of abiotic stress, nutrient deficient or toxic soil conditions. So, the main concern was the alleviation of the adverse conditions and the improvement

of agroecosystems. The effects of inoculation in non-stressed environmental soil conditions were studied in 40% of papers, 22% of the studies concerned the inoculation in relation to environmental stresses, and another 22% examined inoculation under nutrient deficient conditions (Figure 2). Moreover, 13% of studies referred to polluted with heavy metal soils or soils with surpluses of other elements. At last, few cases concerned the role

of inoculation in the biological control of diseases (3%). Due to the large contribution of PGPR (45%) and endophytes (20%) to microbial inoculation of fodder plants, further we focused to these two subcategories. We didn't analyze extensively the AMF studies although they contributed by 22% to the total, because there was already a large literature body referring to AMF application to plants.



**Figure 1:** Percentage of studies referring to different types of inoculants used in the cultivation of fodder plants.



**Figure 2:** Percentage of studies concerning the specific conditions that the effects of microbial inoculants on fodder plants growth were examined.

### Plant Growth Promoting Rhizobacteria (PGPR)

In recent years, farmers tend to replace the application of chemical fertilizers and pesticides with the inoculation of plants with PGPR due to the need for environmental protection and decrease of economic losses [24,25]. The effects of the application of PGPR on plants have been studied mainly in unstressed environmental conditions and in nutrient deficient conditions. They were studied to a lesser extent under conditions of environmental stress such as drought or salinity or in metal polluted soils (Table 1). The main interest of these studies was focused on the effectiveness of the inoculants on growth promotion, yield enhancement and nutritional quality improvement [26]. The development and yield production of a plant is correlated with the absorption of N, P and Zn. In soils with limited concentrations of these elements, plant growth,

productivity and seed germination were inhibited [13,24,27,28,29]. Phosphorous is a main macronutrient for the completion of plants' biological functions but soil P is mainly immobilized and becomes unavailable to the plants [24,28]. Moreover, deficiency of Zn, another essential element, limits not only the crop production but also the nutritional quality of the plants [29]. The action of PGPR in nutrient deficient soils has been studied in many laboratory or field experiments. The application of phosphate solubilizing bacteria (PSB) resulted in the increase of P uptake in plants as maize, wheat and wheat.

### Nutrient availability

Especially PGPR of the genera *Rhodococcus*, *Pseudomonas* and *Arthrobacter*, enhanced the maize dry biomass and

increased the P content of roots and shoot [27]. Same results were also revealed by the application of other bacteria such as *Achromobacter spp.*, *Agroacterium spp.*, *Bordetella spp.*, *Cupravidus spp.*, *Ochrobactrum spp.*, *Chryseobacterium spp.* and *Flavobacterium spp.* [30]. Inoculation with *Pantoea cyripedii* and *Pseudomonas plecoglossicida* in maize and wheat increased P concentrations in grain, root and shoot, enhanced the shoot length, the grain yield

and the dry biomass of the plants and also contributed to soil fertility by improving the availability of P, the enzymatic action and the population of phosphate solubilizing bacteria [17,24]. The above results were also confirmed after the inoculation of wheat with phosphate solubilizing bacterial strains that were isolated from various soils in order to investigate their effects on wheat growth and nutrition [28].

**Table 1:** The application of PGPR on fodder plants.

Crop species	Microbial Inoculants	Conditions	Source
Maize	<i>Bacillus spp.</i>	fertilization	[26]
Maize	<i>Pseudomonas fluorescens</i> , <i>Enterobacter radicincitans</i>	fertilization	[17]
Maize	<i>Rhodococcus spp.</i> , <i>Pseudomonas spp.</i> , <i>Arthrobacter spp.</i> , <i>Burkholderia spp.</i>	fertilization	[27]
Maize-Wheat	<i>Pantoea cyripedii</i> , <i>Pseudomonas plecoglossicida</i>	fertilization	[24]
Wheat	<i>Rhodococcus spp.</i> , <i>Pseudomonas spp.</i> , <i>Arthrobacter nicotinovorans</i>	fertilization	[28]
Soybean, wheat	<i>Bacillus aryabhattai</i>	ferilization	[29]
Wheat	<i>Trabusiella spp.</i> , <i>Aeromonas spp.</i> , <i>Arthrobacter spp.</i> , <i>Exiguobacterium aurantiacum</i>	fertilization	[25]
Wheat	<i>Aneurinibacillus aneurinilyticus</i> , <i>Aeromonas spp.</i> , <i>Pseudomonas spp.</i>	fertilization	[30]
Maize	<i>Pseudomonas striata</i>	drought stress	[31]
Maize	<i>Pseudomonas putida</i> strain FBKV2	drought stress	[32]
Maize	<i>Azospirillum spp.</i>	drought stress	[33]
Wheat	<i>Bacillus spp.</i> , <i>Halobacillus spp.</i> , <i>Bacillus gibsonii</i> , <i>Staphylococcus succinus</i> , <i>Zhihengliuella spp.</i> , <i>Zhihengliuella halotolerans</i> , <i>Oceanobacillus spp.</i> , <i>Oceanobacillus oncorhynchi</i> , <i>Exiguobacterium aurantiacum</i> , <i>Bacillus atrophaeus</i> , <i>Halomonas spp.</i> , <i>Virgibacillus picturae</i> , <i>Thalassobacillus spp.</i>	salinity	[34]
Barley	<i>Hartmannibacter diazotrophicus</i>	salinity	[35]
Barley	<i>Pseudomonas spp.</i> , <i>Bacillus simplex</i> , <i>Curtobacterium flaccumfaciens</i> , <i>Ensifer garamanticus</i> , <i>Microbacterium natoriense</i> , <i>Streptomyces spp.</i> , <i>Hartmannibacter diazotrophicus</i> , <i>Sphingopyxis taejonensis</i> , <i>Rheinheimera hassiensis</i> , <i>Cellvibrio diazotrophicus</i>	salinity	[36]
Soybean	<i>Bradyrhizobium spp.</i>	temperature stress	[37]
	<i>Enterobacter ludwigii</i>	pollution	[38]

Maize	<i>Anabaena</i> spp., <i>Anabaena torulosa</i> , <i>Nostoc carneum</i> , <i>Nostoc piscinale</i> , <i>Anabaena doliolum</i> , <i>Providencia</i> spp., <i>Azotobacter chroococcum</i> , <i>Trichoderma viride</i>	non-stress	[13]
Maize	<i>Pseudomonas</i> spp., <i>Enterobacter</i> spp., <i>Klebsiella</i> spp.	non-stress	[19]
Maize	<i>Azospirillum brasilense</i>	non-stress	[39]
Maize	<i>Azospirillum brasilense</i> , <i>Pseudomonas fluorescens</i>	non-stress	[16]
Wheat	<i>Azotobacter chroococcum</i> , <i>Mesorhizobium ciceri</i> , <i>Pseudomonas striata</i> , <i>Serratia marcescens</i>	non-stress	[40]
Wheat	<i>Azospirillum</i> spp., <i>Azoarcus</i> spp. and <i>Azorhizobium</i> spp.	non-stress	[41]
Wheat	<i>Providencia</i> spp., <i>Anabaena</i> spp., <i>Calothrix</i> spp.	non-stress	[42]
Wheat	<i>Bacillus megaterium</i> , <i>Arthrobacter chlorophenolicus</i> and <i>Enterobacter</i> spp.	non-stress	[43]
Barley	Microbial N-acyl-homoserine lactones	non-stress	[44]
Soybean	<i>Bacillus amyloliquefaciens</i> , <i>Bradyrhizobium japonicum</i>	non-stress	[45]
	<i>Achromobacter</i> spp., <i>Agrobacterium</i> spp., <i>Bordetella</i> spp., <i>Cupriavidus</i> spp., <i>Ochrobactrum</i> spp., <i>Pseudoxanthomonas</i> spp., <i>Stenotrophomonas</i> spp., <i>Chryseobacterium</i> spp., <i>Flavobacterium</i> genera	non-stress	[46]

On the other hand, *Enterobacter radicincitans* proved to have a drawback on P availability and yield production [17]. PGPR as *Acinetobacter* spp., *Bacillus* spp., *Gluconacetobacter* spp., *Pseudomonas* spp., *Trabusiella* spp., *Aeromonas* spp., *Arthrobacter* spp., and *Exiguobacterium* spp. are considered zinc solubilizing bacteria [25,29]. Zn is essential for plants as it is a part of over 300 proteins, playing an important role in enzymatic activity and the production of auxins in plants, although it appears to be toxic for plants and animals in great amounts [30]. The solubilization of Zn is promoted by the production and secretion of many acids, hormones and vitamins [26,29]. These strains are capable of enhancing growth and yield and improving quality of the crops. Specifically, the application of *Bacillus aryabhattai* on soybean and wheat increased the Zn content in broths, enhanced the solubilization of Zn and this resulted in improved seed yield, root and shoot dry weight and increased Zn concentrations in plants [29].

Moreover, as for the production of IAA (Indole-3-Acetic Acid) and siderophores, some strains of *Bacillus* spp. revealed a positive reaction, but for the increased production of IAA, the simultaneous presence of L-tryptophan and PGPR gave greater results [26]. *Bacillus* spp. promoted also the growth of plants, as the measurements for shoot and root length, shoot, root and total fresh and dry biomass showed significant improvement [26]. Except from quantitative effects, Zn solubilizing bacteria offer also qualitative profit to plants as they enhance the amounts of micronutrients such as Zn, Fe, N, P and K in plant tissues [25]. Additionally, Kumar et al. [31] revealed the importance of Fe for plant growth, as the enhanced siderophore production by bacterial strains of *Aneurinibacillus aneurinilyticus*, *Aeromonas* spp. and *Pseudomonas* spp. resulted in increased seed germination, plant height, and total dry weight of wheat plants

[31]. Some of these strains revealed also an action against *Fusarium solani*, a pathogenic agent of wheat.

### Protection against environmental stress

The inoculation of plants with PGPR, promotes the protection against environmental stresses such as drought, salinity and extreme temperatures that inhibit the growth of agricultural crops [32,33]. Experiments took place in Iraq and Pakistan in order to investigate the effect of application of plant residues and P-solubilizing bacteria, mainly *Pseudomonas striata*, along with the proper management of P on maize yield and its components [31]. The researchers found out that the application of bacteria or plant residue or phosphorus sources *per se* had significantly positive effects on yield variables such as total number of plants, ear length, number of grains per row or per ear, grain yield, harvest index and selling percentage [31]. However, the interactions of the applicants had no significant effects on plant yield and its components. Earlier, in 2016 in India, Vurukonda et al. [33] investigated the effects of the application of *Pseudomonas putida* strain FBKV2 in maize. It was revealed that this strain promoted the production of IAA, HCN (Hydrogen Cyanide), siderophore and the solubilization of P under both control and drought conditions. Moreover, under drought stress conditions, inoculation with the strain FBKV2 increased the content of sugars, starch, proline, chlorophyll and amino acids contained in maize seedlings.

Additionally, the seedlings' growth was promoted as found by the increases in root and shoot length, the dry biomass, the metabolites presence and activity and the stomatal activity [32]. Moreover, the inoculation of maize with *Azospirillum* spp. *in vitro*, revealed that these bacteria and especially the strains Az39 and



Az19 can offer osmotic, salt and drought tolerance to the plants by increasing the production of IAA and proline, by maintaining the water content at certain level resulting to the increase of the plant height and the dry weight of shoot and roots [33]. Additionally, the alleviation of salinity, an abiotic stress that might affect half of global agricultural soils by 2050 [34] by PGPR inoculation has been studied. The PGPR inoculation not only improved salinity tolerance but also enhanced the plant development [35]. The major mechanism of defense against salinity is the production of ACC-deaminase by bacterial strains [36]. ACC-deaminase producing bacteria manage to decrease the ethylene aggregation in plants under salt stress and promote plant development and elongation of roots [34].

Bacterial strains that alleviate salinity increased length, fresh and dry weight of aerial and root parts, root-to-shoot ratio and also the water content as proven by experiments in wheat and barley [34-36]. Especially, *Hartmannibacter diazotrophicus* also decreased the uptake of Na by the roots which led to the restoration of nutrient balance [36]. Moreover, soybean yield production has been increased after inoculation with *Bradyrhizobium spp.* strains and commercially available inoculants under cool conditions [37]. The rhizobium strains achieved to promote the highest grain yield and protein content in soybean varieties [37]. ACC-deaminase is a major cofactor for the alleviation from toxicity induced by increased concentration of heavy metals [38]. The inoculation of wheat with the *Enterobacter ludwigii* CDP-14 which is a Zn-resistant bacterium, increased the production of ACC-deaminase, IAA, and the solubilization of phosphates, factors that promote plant growth [38].

### The role of PGPR in non-stressed conditions

The beneficial activity of PGPR application has also been studied under non-stressed environmental conditions. The availability of N in soil is essential for the enhancement of growth and productivity of plants [13]. Moreover, Na affects the mobility and the uptake of P and Zn while N availability enhances the translocation of nutrients between shoot and root [39]. In experiments with cyanobacteria strains in maize, Prasanna et. al. [13] found out that PGPR bacteria promote the crop production; plants became taller and cob yields were enhanced. Furthermore, they improved the soil functional activities and soil aggregation due to the increase of glomalin related soil proteins. Cyanobacteria based biofilms, that were inoculated together with bacteria *Azotobacter chroococcum*, *Mesorhizobium cicero*, *Serratia marcescens* and *Pseudomonas striata* increased the N-fixing potential by increasing the acetylene reducing activity in pot experiments in wheat, promoting plant growth and production [40]. The application of consortium of *Providencia spp.* with cyanobacteria of genera *Anabaena spp.* and *Calothrix spp.* and a commercial fertilizer N60P60K60 enhanced at highest level the wheat grain yield [39]. The protein content and the concentration of essential micronutrients such as Fe, Cu, Zn and Mn was increased at the highest by the simultaneous implementation of *Providencia spp.* and the fertilizer mentioned above [39]. Especially, the individual application of *Providencia spp.* revealed the role of this PGPR in the

production of  $\text{NH}_3$ , siderophores, HCN, indolic compounds and the solubilization of P and Zn.

The application of *Pseudomonas fluorescens* has also been studied in experiments in maize and wheat along with nitrogen fertilization and the application of *Azospirillum brasilense*. Although the results showed no interactions between the fertilizers and the PGPR, the application of each of them individually or jointly resulted in the enhancement of grain yield and root biomass but decreased the aerial biomass of the plants. It was estimated that the aerial biomass decreased was due to P- deficiency as the main action of *P. fluorescens* is the solubilization of P [16]. The maize's total fresh and dry weight and the shoot length have been increased after the positive synergistic effect of *Pseudomonas spp.*, *Enterobacter spp.* and *Klebsiella spp* [19]. This study also revealed that after years of continuous bacterial application on the same field, maize growth exhibited efficient improvement [19]. *Azospirillum brasilense*, which is a non-symbiotic PGPR, was also studied on maize, either at sowing on seed or as leaf spray at the V3 stage of plant growth in combination with metabolites of *Rhizobium tropici* [39]. Both ways of application resulted in increased grain yield, N uptake and shoot dry weight [39].

However, it was found out that the shoot dry weight was increased only by the individual application of *A. brasilense* on seed, whereas when applied as spray on leaves, the enrichment with metabolites of *R. tropici* was needed for this increase [39]. According to the study of Cortivo et al. [41] soil application or foliar spraying of PGPR N-fixing bacteria improved wheat's root parameters; length and surface area. Specifically, the application of *Azospirillum spp.*, *Azoarcus spp.*, and *Azorhizobium spp.* along with a commercial bio-fertilizer improved root growth, increase the resistance of plants to stress and reduced N-losses offering enhancement of grain yield. The promotion of growth, yield and nutrient uptake in wheat has also been proved after the inoculation in pot and field experiments with *Bacillus megaterium*, *Arthrobacter chlorophenolicus* and *Enterobacter spp.*, bacteria that promote N-fixation, P solubilization and HCN and siderophore production [31]. The application of this triple consortium enhanced the plant height, the grain and straw yield and maximized the Zn, Fe, Cu and Mn concentrations in wheat plants in both pot and field conditions. Also, all individual applications of these bacteria resulted in increased grain yield which shows that this improvement is a result of higher nutrient concentration in soil and plant [31]. PGPR also promote  $\text{K}^+$  uptake by plants which is another essential element for plant's life cycle [42]. Especially, the effect of N-acyl-homoserine lactones (AHLs) on growth promotion, root development and  $\text{K}^+$  uptake was studied in barley [42]. They promoted root elongation and increased the number of tips per root system, changing the root architecture which resulted in increased uptake of K cations. This consequently enhanced the plant biomass. In soybean, the application of *Bacillus amyloliquefaciens subsp. plantarum* with *Bradyrhizobium japonicum*, a soybean microsymbiont resulted in growth promotion due to the production of great levels of auxin, gibberellins and salicylic acid by the *Bacillus* and the increase of nitrogen fixation by the microsymbiont [43].

## Endophytes

Endophytes are microbial organisms that live inside the plant for a part of their life cycle without acting harmfully or gaining benefit from the plant [44-46]. Some of the most abundant endophytes belong to the genera *Pseudomonas*, *Bacillus*, *Burkholderia*, *Stenotrophus*, *Micrococcus*, *Pantoea* and *Microbacterium* [47]. Some of them act beneficially for their hosts by increasing metabolic activity, promoting the root development, the availability of nutrients and the tolerance to toxic compounds [47]. Moreover, they promote plant growth by the production of phytohormones as auxins, cytokinins and gibberelins [48]. In experiments in maize,

the positive effect of endophytes on N-fixation has been displayed [46,48]. *Paenibacillus polymixa* strain P2b-2R assisted in the use of N from the atmospheric N pool and promoted plant development by increasing the shoot and the seedling length and maize's biomass [46]. *Paenibacillus* spp. unveiled its effect on N-fixation and its antipathogenic action on maize, in experiments where endophytic bacteria isolated from the rhizosphere of *Jatropha curcas* [48]. *Bacillus* spp., *Paenibacillus* spp., *Brevibacillus* spp., *Sphingomonas* spp., *Rhizobium* spp., *Teribacillus* spp. and *Staphylococcus* spp. promoted maize's growth mainly by the production of IAA, ACC deaminase, N-fixation, the activity of phosphatase and the solubilization of P and K [48] (Table 2).

**Table 2:** Endophytes' application on fodder plants.

Crop species	Inoculants	Conditions	Source
Maize	<i>Burkholderia phytofirmans</i> strain PsJN, <i>Enterobacter</i> spp. strain FD17	drought	[48]
Maize	<i>Gaeumannomyces cylindrosporus</i>	pollution	[51]
Wheat	<i>Paenibacillus</i> spp., <i>Enterobacteriaceae</i> of <i>Pantoea</i> and <i>Fictibacillus/Bacillus</i> spp.	biological control	[53]
Wheat	<i>Paenibacillus</i> spp. and <i>Curtobacterium plantarum</i>	biological control	[21]
Maize	16 S rRNA genes mainly homologous to <i>Bacillus</i> spp., <i>Paenibacillus</i> spp., <i>Brevibacillus</i> spp., <i>Sphingomonas</i> spp., <i>Staphylococcus</i> spp., <i>Teribacillus</i> spp. and <i>Rhizobium</i> spp.	non-stress	[52]
Maize	<i>Paenibacillus polymyxa</i>	non-stress	[50]
Wheat, Sorghum	<i>Streptomyces</i> spp.	non-stress	[54]
Wheat	31 nitrogen fixing endophytic bacteria affiliated to Actinobacteria, Proteobacteria and Firmicutes representing 14 genera, mainly <i>Arthrobacter</i> spp., <i>Rhizobium</i> spp., and <i>Bacillus</i> spp.	non-stress	[49]
Wheat	<i>Azospirillum brasilense</i> , <i>Achromobacter insolitus</i> , <i>Zoogaea ramigera</i>	non-stress	[55]
Barley	<i>Paenibacillus</i> spp., <i>Pantoea</i> spp. and <i>Pseudomonas</i> spp.	non-stress	[56]
Soybean	<i>Enterobacter cloacae</i> , <i>Acinetobacter calcoaceticus</i> , <i>Pseudomonas putida</i> , <i>Ochrobactrum haematophilum</i> , <i>Bacillus amyloliquefaciens</i> and <i>Bacillus cereus</i>	non-stress	[57]
Soybean	<i>Beauveria bassiana</i> , <i>Metarhizium anisopliae</i> and <i>Metarhizium robertsii</i>	non-stress	[58]

Also, the importance of siderophores in mineral uptake and that of P solubilization on K accumulation were confirmed. Inoculation of wheat with endophytes, resulted in nutrient solubilization, development of plants and in some cases in protective activity against diseases [21,43,45,49]. Foliar inoculation with *Streptomyces* spp. resulted in extensive colonization of wheat plants, increased the biomass of their belowground parts, shoot weight and also impeded the infection and activity of *Rhizoctonia solani* and *Magnaporthe oryzae* [49], [49]. Moreover, in greenhouse experiments, inoculation with *Azospirillum brasilense*, *Achromobacter insolitus* and *Zoogaea ramigera* increased the chlorophyll content of plants, the root and shoot biomass and also promoted the production of IAA and N-fixation. Especially, they increased glutamine synthetase which is a major enzyme in the assimilation of  $\text{NH}_4^+$ , contributed mostly in grain growth and N-content of shoots [50]. Endophytic bacteria of phylum Actinobacteria, Proteobacteria and Firmicutes promoted plant growth and the production of IAA and siderophores [45].

Bacteria of Acinetobacter phylum were indicated as P-solubilizers enhancing the uptake of this essential element [45]. The protective role of endophytes, especially of *Paenibacillus* spp., was reported in experiments in 2016 and 2017 [21,51]. The inoculation of wheat plants with *Paenibacillus* spp., *Pantoea* spp., and *Fictibacillus* spp., resulted in the promotion of plant development and the increased production of antifungal substances that acted towards the suppression of *Fusarium graminearum* [51]. *Paenibacillus* spp. has the ability to produce lipopeptides with antibiotic action called paenymixins. *Paenibacillus* spp. strain B2 and *Curtobacterium plantarum* EDS were applied on wheat plants and the production of paenymixins resulted to the induction of resistance against the pathogenic *Mycosphaerella graminicola* which causes the septoria leaf blotch disease [21]. In barley, the inoculation with *Paenibacillus* spp., *Pseudomonas* spp., and *Pantoea* spp. had positive effects on plant development, mineral nutrition and defense mechanisms [52]. Especially, under harsh conditions, these microorganisms

managed to increase plant height, chlorophyll content, water content and the concentration of essential elements as K and Mg, while induced resistance against *Blumeria graminis*. The effects of application of endophytic inoculants were also examined in soybean plants [53,54]. *Enterobacter cloacae*, *Acinetobacter calcoaceticus*, *Pseudomonas putida*, *Bacillus* spp., *Beauveria bassiana*, and *Metarhizium* spp., have the ability to promote N-fixation and the production of IAA and siderophores. Especially, results showed a positive interaction between siderophores and restriction of pathogenic *Phytophthora sojae* [53].

*Bacillus* spp., *Acinetobacter* spp. and *Enterobacter* spp., increased shoot and root length, the chlorophyll content and the plant's fresh weight [53]. *Beauveria Bassiana* and *Metarhizium* spp. were applied either as foliar spray or by immersion on seeds or roots. *B. bassiana* was inoculated by all techniques while *Metarhizium* spp. was not inoculated by seed immersion [54]. In *B. bassiana* the growth parameters were increased while the impact of insect pests or antagonistic pathogens on soybean plants was decreased. Endophytes alleviate also abiotic stress conditions or toxicity for plants [44,47]. *Burkholderia phytofirmans* and *Enterobacter* sp. FC17 minimized the impact of drought stress on maize and increased plant's biomass, photosynthesis and development [44] by affecting the photosynthetic rate, the conductance of stomata and transpiration, and the improvement of leaf water content. The inoculation of maize plants with *Gaemannomyces cylindrosporus* at Pb and Zn-mine tailings, under greenhouse conditions revealed the ability of this endophyte to promote plant development and the accumulation of these metals [47]. Moreover, the inoculation promoted the Pb accumulation and its translocation to shoots, which mainly decreased the toxic effect of Pb [55-59].

### Future perspectives

This review identified three gaps in the research concerning the application of microbial inoculants in the cultivation of fodder plants. These are the following:

A. From a total of 72 studies, 60 referred to the impact of microbial inoculation on four (maize, wheat, barley and soybean) out of the eight crop species (trefoil, alfalfa, oats and sorghum) that are used for livestock farming.

B. Inoculants have been tested for their effects as biofertilizers but not as biopesticides. Only 3% of the studies examined the role of microbes as protective agents against diseases and these are related to endophytes' application.

C. A combination of different microbial strains/species that are usually belong to the same microbial group (PGPR or endophytes) were tested. Studies referring to the jointly effects of microbes of different microbial groups were minority.

The study of these gaps should guide future research in the area of fodder plants cultivation.

### References

1. Bongaarts J (2009) Human population growth and the demographic transition. *Philos Trans R Soc Lond B Biol Sci* 364(1532): 2985-2990.

2. Alexandratos N (1999) World food and agriculture: outlook for the medium and longer term. *Proc Natl Acad Sci USA* 96(11): 5908-5914.
3. Ruttan VW (2002) Productivity growth in world agriculture: sources and constraints. *J Econ Perspec* 16(4): 161-184.
4. Mifflin B (2000) Crop improvement in the 21st century. *J Exper Bot* 51(342): 1-8.
5. Voutsinos G, Papageorgiou K, Kaldis P, Polydwros V, Vitwratos A, et al. (1999) Agronomy and rural development data. School Book Publishing Organization, Greek Ministry of Education, Research and Religious Affairs.
6. Black JL (2001) Variation in nutritional value of cereal grains across livestock species. *Proc Australian Poultry Science Symposium* 13: 22-29.
7. Egan AR (2017) Animal nutrition and feed science. *Engineering* 3(5): 586-587.
8. (2000) FAO: Food and agriculture organization of the United Nations, Crops and Drops, Rome, Italy.
9. (2015) FAO, Food and agriculture organization. Statistical Yearbook of FAO, FAO Publications, Rome, Italy.
10. Garnett T (2010) Intensive versus extensive livestock systems and greenhouse gas emissions. Food Climate Research Network briefing paper.
11. Hanson AA, DK Barnes, RR Hill (1988) Alfalfa and alfalfa improvement (Agronomy). Publisher, Amer Society of Agronomy.
12. Tekeli AS, Ates E, Varol F (2005) Nutritive values of some annual clovers (*Trifolium* sp.) at different growth stages. *J Central Eur Agric* 6(3): 323-330.
13. Prasanna R, Kanchan A, Ramakrishnan B, Ranjan K, Venkatachalam S, et al. (2016) Cyanobacteria-based bioinoculants influence growth and yields by modulating the microbial communities favourably in the rhizospheres of maize hybrids. *Eur J Soil Biol* 75: 15-23.
14. Calvo P, Nelson L, Kloepper JW (2014) Agricultural uses of plant biostimulants. *Plant & Soil* 383(1-2): 3-41.
15. Gómez OC, Luiz JHH (2018) Endophytic fungi isolated from medicinal plants: future prospects of bioactive natural products from *Tabebuia/Handroanthus* endophytes. *Appl Microbiol Biotech* 102(21): 9105-9119.
16. Di Salvo LP, Cellucci GC, Carlino ME, García de Salamone IE (2018) Plant growth-promoting rhizobacteria inoculation and nitrogen fertilization increase maize (*Zea mays* L.) grain yield and modified rhizosphere microbial communities. *Appl Soil Ecol* 126: 113-120.
17. Krey T, Vassilev N, Baum C, Eichler löbermann B (2013) Effects of long-term phosphorus application and plant-growth promoting rhizobacteria on maize phosphorus nutrition under field conditions. *Eur J Soil Biol* 55: 124-130.
18. Rouphael Y, Franken P, Schneider C, Schwarz D, Giovannetti M, et al. (2015) Arbuscular mycorrhizal fungi act as biostimulants in horticultural crops. *Sci Hortic* 196: 91-108.
19. Ibañez F, Arroyo M E, Angelini J, Tonelli ML, Muñoz V, et al. (2014) Non-rhizobial peanut nodule bacteria promote maize (*Zea mays* L.) and peanut (*Arachis hypogaea* L.) growth in a simulated crop rotation system. *Appl Soil Ecol* 84: 208-212.
20. Rashid MI, Mujawar LH, Shahzad T, Almeelbi T, Ismail IMI, et al. (2016) Bacteria and fungi can contribute to nutrients bioavailability and aggregate formation in degraded soils. *Microbiol Res* 183: 26-41.
21. Samain E, van Tuinen D, Jeandet P, Aussenac T, Selim S (2017) Biological control of septoria leaf blotch and growth promotion in wheat by *Paenibacillus* sp. strain B2 and *Curtobacterium plantarum* strain EDS. *Biol Control* 114: 87-96.
22. Hildebrandt U, Regvar M, Bothe H (2007) Arbuscular mycorrhiza and heavy metal tolerance. *Phytochemistry* 68(1): 139-146.



23. Lenoir I, Fontaine J, Hadj Sahraoui AL (2016) Arbuscular mycorrhizal fungal responses to abiotic stresses: A review. *Phytochemistry* 123: 4-15.
24. Kaur G, Reddy MS (2015) Effects of phosphate-solubilizing bacteria, rock phosphate and chemical fertilizers on maize-wheat cropping cycle and economics. *Pedosphere* 25(3): 428-437.
25. Shaikh S, Saraf M (2017) Biofortification of *Triticum aestivum* through the inoculation of zinc solubilizing plant growth promoting rhizobacteria in field experiment. *Biocatal Agric Biotechnol* 9: 120-126.
26. Mumtaz MZ, Ahmad M, Jamil M, Hussain T (2017) Zinc solubilizing *Bacillus* spp. potential candidates for biofortification in maize. *Microbiol Res* 202: 51-60.
27. Pereira SIA, Castro PML (2014) Phosphate-solubilizing rhizobacteria enhance *Zea mays* growth in agricultural P-deficient soils. *Ecol Eng* 73: 526-535.
28. Ramesh A, Sharma SK, Sharma MP, Yadav N, Joshi OP (2014) Inoculation of zinc solubilizing *Bacillus aryabhattai* strains for improved growth, mobilization and biofortification of zinc in soybean and wheat cultivated in Vertisols of central India. *Appl Soil Ecol* 73: 87-96.
29. Batool S, Iqbal A (2018) Phosphate solubilizing rhizobacteria as alternative of chemical fertilizer for growth and yield of *Triticum aestivum* (Var. Galaxy 2013). *Saudi J Biol Sci*.
30. Bassey Y, Mitsumoto H, Sakamoto K (2017) Bradyrhizobia and arbuscular mycorrhizal fungi modulate manganese, iron, phosphorus, and polyphenols in soybean (*Glycine max* (L.) Merr) under excess zinc. *Environ and Exper Bot* 137: 1-13.
31. Kumar P, Thakur S, Dhingra GK, Singh A, Pal MK, et al. (2018) Inoculation of siderophore producing rhizobacteria and their consortium for growth enhancement of wheat plant. *Biocatalysis and Agricultural Biotechnology* 15: 264-269.
32. Iqbal A, Amanullah Song M, Shah Z, Alamzeb M, Iqbal M (2018) Integrated use of plant residues, phosphorus and beneficial microbes improve hybrid maize productivity in semiarid climates. *Acta Ecol Sinica*.
33. Vurukonda SSKP, Vardharajula S, Shrivastava M, SkZ A (2016) Multifunctional *Pseudomonas putida* strain FBKV2 from arid rhizosphere soil and its growth promotional effects on maize under drought stress. *Rhizosphere* 1: 4-13.
34. Suarez C, Cardinale M, Ratering S, Steffens D, Jung S, et al. (2015) Plant growth-promoting effects of *Hartmanniella diazotrophica* on summer barley (*Hordeum vulgare* L.) under salt stress. *Applied Soil Ecology* 95: 23-30.
35. García JE, Maroniche G, Creus C, Suárez Rodríguez R, Ramirez Trujillo JA, et al. (2017) *In vitro* PGPR properties and osmotic tolerance of different *Azospirillum* native strains and their effects on growth of maize under drought stress. *Microbiol Res* 202: 21-29.
36. Orhan F (2016) Alleviation of salt stress by halotolerant and halophilic plant growth- promoting bacteria in wheat (*Triticum aestivum*). *Braz J Microbiol* 47(3): 621-627.
37. Cardinale M, Ratering S, Suarez C, Maria A, Montoya Z, et al. (2015) Paradox of plant growth promotion potential of rhizobacteria and their actual promotion effect on growth of barley (*Hordeum vulgare* L.) under salt stress. *Microbiol Res* 181: 22-32.
38. Zimmer S, Messmer M, Haase T, Piepho H, Mindermann A, et al. (2016) Effects of soybean variety and *Bradyrhizobium* strains on yield, protein content and biological nitrogen fixation under cool growing conditions in Germany. *Eur J Agron* 72: 38-46.
39. Rana A, Joshi M, Prasanna R, Shivay YS, Nain L (2012) Biofortification of wheat through inoculation of plant growth promoting rhizobacteria and cyanobacteria. *Eur J Soil Biol* 50: 118-126.
40. Swarnalakshmi K, Prasanna R, Kumar A, Pattnaik S, Chakravarty K, et al. (2013) Evaluating the influence of novel cyanobacterial biofilm biofertilizers on soil fertility and plant nutrition in wheat. *Eur J Soil Biol* 55: 107-116.
41. Cortivo CD, Barion G, Visioli G, Mattarozzi M, Mosca G (2017) Increased root growth and nitrogen accumulation in common wheat following PGPR inoculation. Assessment of plant-microbe interactions by ESEM. *Agric Ecosyst Environ* 247: 396-408.
42. Rankl S, Gunsé B, Sieper T, Schmid C, Poschenrieder C, Schröder P (2016) Microbial homoserine lactones (AHLs) are effectors of root morphological changes in barley. *Plant Sci* 253: 130-140.
43. Masciarelli O, Llanes A, Luna V (2014) A new PGPR co-inoculated with *Bradyrhizobium japonicum* enhances soybean nodulation. *Microbiol Res* 169(7-8): 609-615.
44. Naveed M, Mitter B, Reichenauer TG, Wiczeorek K, Sessitsch A (2014) Increased drought stress resilience of maize through endophytic colonization by *Burkholderia phytofirmans* PsJN and *Enterobacter* sp. FD17. *Environ Exper Bot* 97: 30-39.
45. Patel JK, Archana G (2017) Diverse culturable diazotrophic endophytic bacteria from *Poaceae* plants show cross-colonization and plant growth promotion in wheat. *Plant and Soil* 417(1-2): 99-116.
46. Puri A, Padda KP, Chanway, CP (2015) Can a diazotrophic endophyte originally isolated from lodgepole pine colonize an agricultural crop (corn) and promote its growth? *Soil Biol Biochem* 89: 210-216.
47. Ban Y, Xu Z, Yang Y, Zhang H, Chen H, et al. (2017) Effect of Dark Septate Endophytic Fungus *Gaeumannomyces cylindrosporus* on Plant Growth, Photosynthesis and Pb Tolerance of Maize (*Zea mays* L.). *Pedosphere* 27(2): 283-292.
48. Mohanty SR, Dubey G, Kollah B (2016) Endophytes of *Jatropha curcas* promote growth of maize. *Rhizosphere* 3: 20-28.
49. Patel JK, Madaan S, Archana G (2018) Antibiotic producing endophytic *Streptomyces* spp. colonize above-ground plant parts and promote shoot growth in multiple healthy and pathogen-challenged cereal crops. *Microbiol Res* 215: 36-45.
50. Parada A, Marino V, Sala R, Jurandy E, Nogueira B, et al. (2016) Nitrogen metabolism and growth of wheat plant under diazotrophic endophytic bacteria inoculation. *Appl Soil Ecol* 107: 313-319.
51. Díaz Herrera S, Grossi C, Zawoznik M, Groppa MD (2016) Wheat seeds harbour bacterial endophytes with potential as plant growth promoters and biocontrol agents of *Fusarium graminearum*. *Microbiol Res* 186-187: 37-43.
52. Rahman M, Flory E, Koyro H, Abideen Z, Schikora A, et al. (2018) Consistent associations with beneficial bacteria in the seed endosphere of barley (*Hordeum vulgare* L.). *Syst Appl Microbiol* 41(4): 386-398.
53. Zhao L, Xu Y, Lai X (2017) Antagonistic endophytic bacteria associated with nodules of soybean (*Glycine max* L.) and plant growth-promoting properties. *Braz J Microbiol* 49(2): 269-278.
54. Russo ML, Pelizza SA, Vianna MF, Allegrucci N, Cabello MN, et al. (2018) Effect of endophytic entomopathogenic fungi on soybean *Glycine max* (L.) Merr: growth and yield. *J King Saud Univ Sci*.
55. Singh RP, Mishra S, Jha P, Raghuvanshi S, Jha PN (2018) Effect of inoculation of zinc-resistant bacterium *Enterobacter ludwigii* CDP-14 on growth, biochemical parameters and zinc uptake in wheat (*Triticum aestivum* L.) plant. *Ecol Eng* 116: 163-173.
56. Marks BB, Megías M, Ollero FJ, Nogueira MA, Araujo RS, et al. (2015) Maize growth promotion by inoculation with *Azospirillum brasilense* and metabolites of *Rhizobium tropici* enriched on lipo-chitooligosaccharides (LCOs). *AMB Express* 5(1): 71.

57. Cortivo CD, Barion G, Visioli G, Mattarozzi M, Mosca G (2017) Increased root growth and nitrogen accumulation in common wheat following PGPR inoculation. Assessment of plant-microbe interactions by ESEM. *Agric Ecosyst Environ* 247: 396-408.
58. Kumar A, Maurya BR, Raghuwanshi R (2014) Isolation and characterization of PGPR and their effect on growth, yield and nutrient content in wheat (*Triticum aestivum* L.). *Biocatal Agric Biotechnol* 3(4): 121-128.
59. Youseif SH (2018) Genetic diversity of plant growth promoting rhizobacteria and their effects on the growth of maize plants under greenhouse conditions. *Annals Agric Sci* 63(1): 25-35.

For possible submissions Click below:

[Submit Article](#)