

Effect of Cooking Conditions on the Flavor Formation and Adulteration Detection by Cluster Analysis of the Traditional Chinese Chicken Soup

Xi Feng^{1,2,§}, Gang Cheng^{3,§}, Xiaofeng He¹, Hong Yang¹, Sha Sha¹ and Wen Huang^{1*}



¹College of Food Science and Technology, Huazhong Agricultural University, China

²Department of Animal Science, Iowa State University, USA

³College of Life Science, South-Central University for Nationalities, China

*Corresponding author: Wen Huang, College of Food Science and Technology, Huazhong Agricultural University, Wuhan, Hubei, 430070, China, Tel: 01186-27-87282426; Email: huangwen@mail.hzau.edu.cn

§Both the authors contributed equally and both are co-first authors.

Submission:  August 15, 2017; Published:  October 24, 2017

Abstract

Traditional Chinese chicken soups, even have a history more than thousands of years, the mechanisms of taste formation are still unknown for us. Additionally, due to economical motivations, many restaurants use low-cost canned pressure chicken soup food adulterating as traditional Chinese chicken soups. In this study, effect of cooking conditions on water-soluble flavor, precursors and sensory properties of the traditional Chinese chicken soups was evaluated, and the qualities of traditional Chinese chicken soups (non-adulteration samples S1) and canned pressure chicken soups (adulteration samples S2) were also compared. The results indicated that prolonged heating time and lower osmotic pressure were favor to total free amino acids formation, however, overheat brought negative effect on flavor 5'-nucleotides and total carbohydrate stabilities, while the higher amount of flavor 5'-nucleotides can be easily achieved in the higher osmotic pressure conditions, and the amount of protein was more sensitive to the NaCl concentration. With cluster analysis, the two types of chicken soup (non-adulteration S1 and adulteration samples S2) can be divided into different clusters based on those routine physicochemical indices.

Keywords: Adulteration; Cluster analysis; Response surface methodology; Sensory evaluation; Traditional chinese chicken soup; Water-soluble flavor

Abbreviations: IMP: Inosine 5'-Monophosphate; GMP: Guanosine 5'-Monophosphate

Introduction

Traditional Chinese chicken soup (chicken soup in pottery pot) is made of Chinese native chicken with ginger, green onion, black pepper and rice wine and stewed for several hours, which is famous for its delicate processing and flavor [1]. However, due to economical motivations, many restaurants in Asian countries claim their chicken soups are made in traditional cuisine, actually they use the low cost canned pressure chicken soups instead.

In anticipation of this growing fraud problem, many analytical methods have been established to detect of the soup/broth and meat adulteration [2,3]. However, all these methods require superior instruments, and a specific component between the adulteration and non-adulteration samples.

No research has been done with the traditional Chinese chicken soup, and the mechanisms of the taste components formation related to the cooking conditions and how to detect the adulteration chicken soup is still unknown to us. The objectives of this research were to study the effect of cooking conditions on water-soluble flavor, precursors and sensory properties of chicken soup in pottery pot (traditional Chinese chicken soup) and to find the

optimized levels of cooking conditions. Additionally, the sensory and physicochemical properties in chicken soup in pottery pot (non-adulteration samples) were compared with canned pressure chicken soup (adulteration samples).

Material and Methods

Preparation of soup

Sanhuang broiler, a commercial broiler; Chai-hen, a Chinese native chicken favored by the customers for the juicy texture and flavor were purchased and slaughtered immediately by exsanguinations, defeathered, manually gutted and washed with flowing tap water. The chicken meats were transported to the laboratory in insulated containers containing crushed ice and were kept at 4 °C in a refrigerator before processing.

Chicken soup in pottery pot (traditional chinese chicken soup/non-adulteration samples): Chicken thigh meat (200g) was cut into cubes 2-3cm thick, blanching in boiled water for 2 minutes. After this operation, the meat was filling into a pottery pot with tap water (500ml). The pottery pot was heated on a silicon

control stove (900w for 15min). When the water in the pottery pot was boiling(100 °C), white pepper (0.4g), green onion juice (2ml), ginger juice (5ml) and salt (4g) was added into the water (450w for 110min) [4].

Canned pressure chicken soup (adulteration samples): Chicken thigh meat sample (70g) was cut into cubes 2-3cm thick, tap water (140ml), white pepper (0.14g), green onion juice (0.7ml), ginger juice (1.75ml) and salt (1.4g) were filling into a tin-plated can (65mm×80mm) and maintained a headspace of 5mm. The cans were sealed with seamer and then placed in an autoclave (San-shen Medical Instrument, China) and then pressurized-cooked at 121 °C of the different duration (15, 20, 25, 30min). After pressurized cooking, the cans were cooled immediately [1].

Experimental design

Optimization of processing and formulation parameters of Chicken Soup in Pottery Pot was carried out using RSM [5]. The design variables were heating time in the low power (X_1 , min), water/chicken meat (X_2 , g/g), meat composition: Shanhuang broiler to Chai-hen (X_3 , g/g) and NaCl (X_4 , %, g/g, NaCl/chicken meat) while response variable was the amount of total free amino acids, flavor 5'-nucleotide, total carbohydrate, protein and sensory score of overall quality [6].

Chemical analysis

Total free amino acids were determined by ninhydrin colorimetric method [7]. Flavor 5'-nucleotides was analyzed by using the spectrophotometer method modified from Sasaki et al. [8]. Total carbohydrate was determined by phenol-sulfuric method. Protein was estimated by the method of Bradford dye-binding Nielsen [9].

Sensory evaluation

Sensory evaluation was conducted by 6 trained panelists. The

tests were performed in individual booth slighted by a fluorescent white lamp. The soup samples were presented monadically for each panelist. Approximately 50ml of soup at a temperature of about 45 celsius degree was placed into plastic cups coded with random 3-digit numbers for identification. For each sample, panelists scored the taste, aroma, color and overall acceptance of the product. Panelists were asked to evaluate test sample at random. Tap water was used between samples to cleanse the palate [10].

Statistical analysis

The response surface regression procedure of statistical analysis system (SAS software Version 8.0.) and Design-Expert (Version 8.0.3) software were used to analyze the response surface experimental data [5]. ANOVA and cluster analysis were all performed with SAS software Version 8.0.

Results and Discussion

The effect of cooking conditions on the chicken soup in pottery pot

Total free amino acids analysis: Figure 1a indicated that the prolonged heating time and increasing SH broiler/C-henratio raised the total free amino acid ($P < 0.01$). Similar results were found by Sasaki et al. [8] in the cooking juice of porcine longissimus and biceps femoris muscles. Chinese native chicken has the largest fiber density among the commercial broiler chicken and crossbred chicken's muscle, and fiber density is significantly negatively correlated with Shear force ($r = -0.85$, $P < 0.001$) [11]. Furthermore, Sasaki et al. [8] has already validated that the total free amino acid only leached from the muscles into cooking juice during wet-heating cooking. Therefore, the increase in amount of total free amino acid at a higher ratio of SH broiler/C-hen might be due to a larger fiber density in C-hen muscle that facilitated a narrow space for proteinases to contact the binding site of protein hydrolyzation [12].

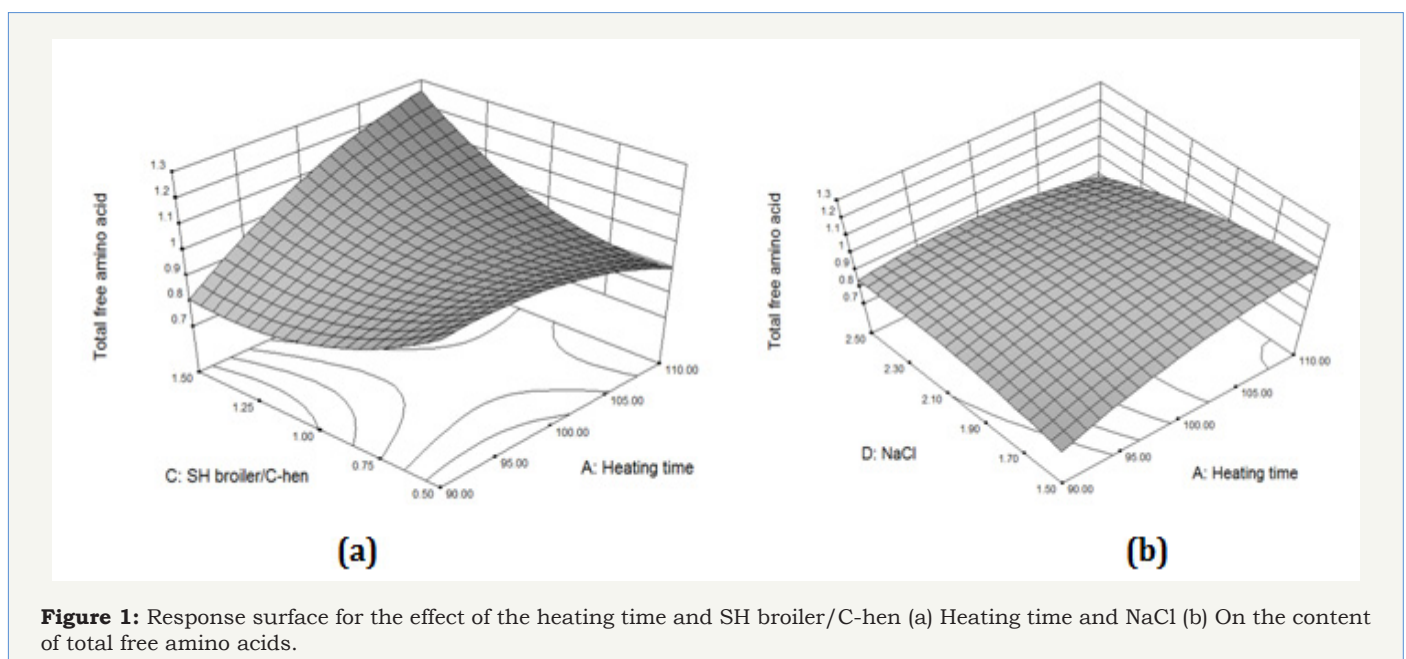


Figure 1: Response surface for the effect of the heating time and SH broiler/C-hen (a) Heating time and NaCl (b) On the content of total free amino acids.

Figure 1b indicated that the lower osmotic pressure of solvent increased ($P < 0.01$) the total free amino acid. Similar results was found by Sasaki et al. [8], who found that wet-heat cooking of pork muscles containing 1.0% NaCl had a lower amount of total free amino acid than those without NaCl supplementation.

Flavor 5'-nucleotides analysis: Flavor 5'-nucleotides consisted with inosine 5'-monophosphate (IMP) and guanosine 5'-monophosphate (GMP) [13]. Figure 2a indicated that the concentration of flavor 5'-nucleotides was increasing with the prolonging in heating time to 98 min and thereafter decreased with the further heating. Similar results were found by Kuehiba et al. [14],

who reported that IMP and GMP were gradually degraded after long-time at elevated temperature. This observation was due to the rupture of phosphor-ester and glycosidic bonds of nucleotides [15]. The negative effect of water/chicken on the flavor 5'-nucleotides was showed in Figure 2b. The decrease in flavor 5'-nucleotides at a higher ratio of chicken/water could be due to dilution effect of solvent in the matrix. NaCl addition caused an increase in the amount of flavor 5'-nucleotides. These data indicated a high concentration of NaCl could prevent flavor 5'-nucleotides from thermal degradation. Kuchiba et al. [16] has also found the same effect of NaCl on IMP and GMP solution.

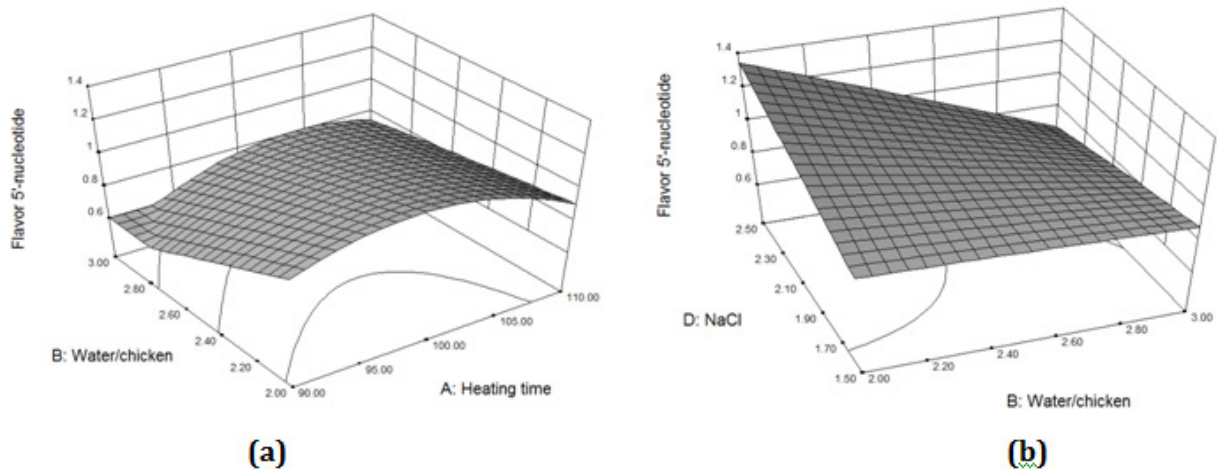


Figure 2: Response surface for the effect of the heating time and water/chicken (a) Water/Chicken and NaCl (b) On the content of flavor 5'-Nucleotide.

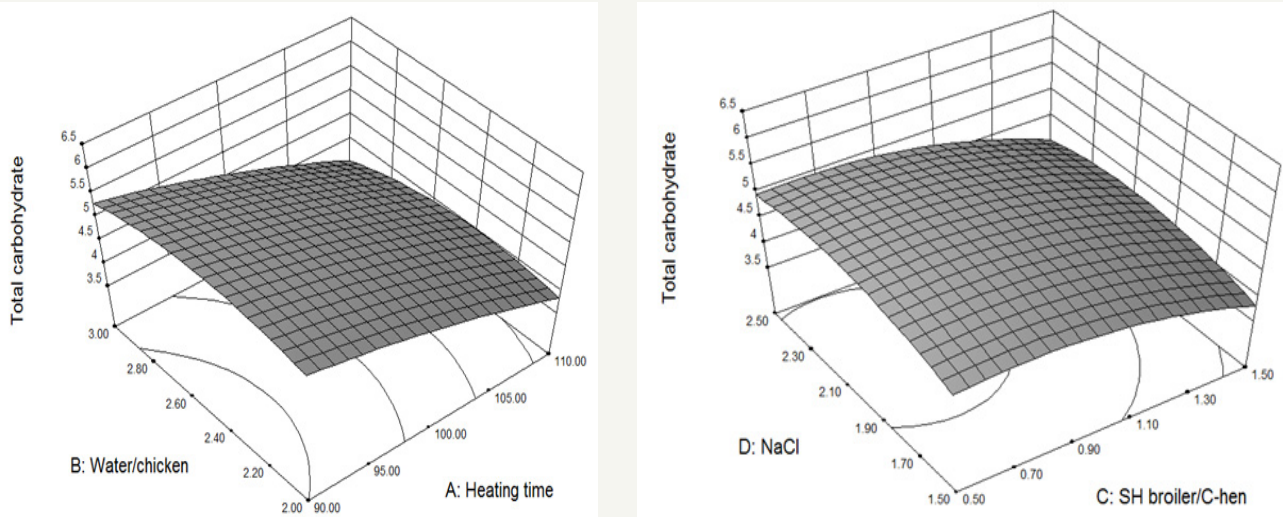


Figure 3: Response surface for the effect of the heating time and water/chicken (a) SH broiler/C-hen and NaCl (b) on the content of total carbohydrate.

Total carbohydrate analysis: Figure 3a showed that the amount of total carbohydrate decreased with the prolonged heating. Kuroda & Harada [17] also observed the decrease in the levels of reducing sugar during the heating of beef soup stock. Figure 3b

illustrated the effect of different combinations of SH broiler/C-hen and NaCl % on the amount of total carbohydrate. It was apparent that simultaneous application of a lower SH broiler/C-hen and a higher NaCl achieves a high amount of total carbohydrate.

Protein Analysis: Protein was a flavor precursor, which could generate a pool of peptides and free amino acids by hydrolysis [18]. The amount of protein was dependent on NaCl rather than the heating time as observed in Figure 4a. Increasing NaCl lead to the

simultaneous increase in the amount of protein [19]. The quadratic effect of SH broiler/C-hen was as seen in Figure 4b, which showed that the amount of protein increased with SH broiler/C-hen levers to a peak and then tended to decrease as further increased.

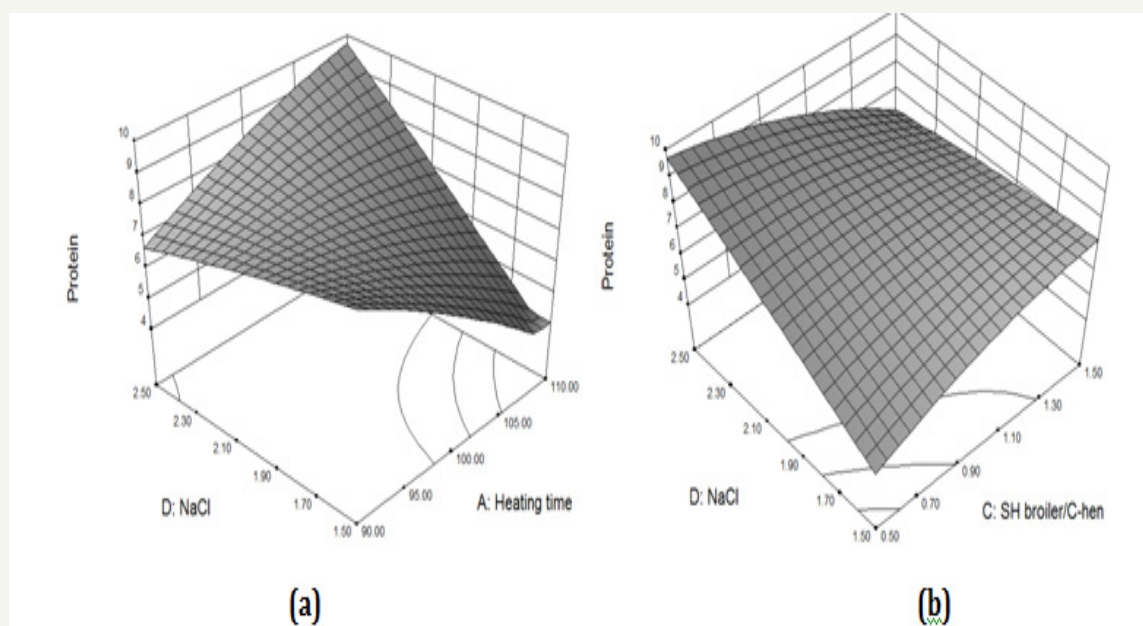


Figure 4: Response surface for the effect of the heating time and NaCl (a) SH broiler/C-hen and NaCl (b) on the content of protein

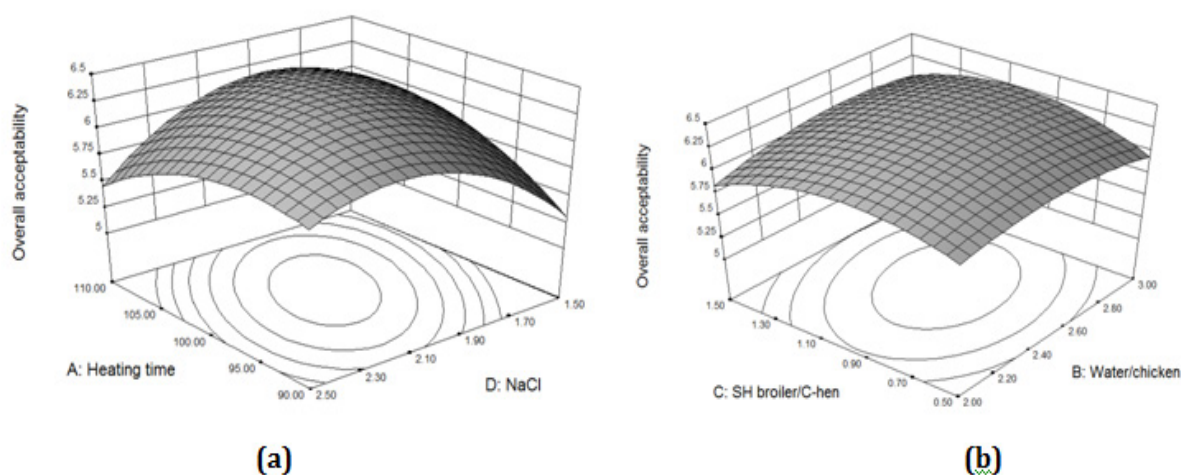


Figure 5: Response surface for the effect of the heating time and NaCl (a) Water/Chicken and SH broiler/C-hen (b) On the sensory score of overall acceptability.

Sensory evaluation: Figure 5a shows the overall acceptability increased with the prolonging in heating time to 101.49 min and NaCl to 2.02% and thereafter decreased with the further raise. Joseph et al. [20] also found that increasing of the end-point internal cooking temperature would bring negative effect on the flavor of the poultry meats. Figure 5b showed the overall acceptability improved with the increase in water/chicken meat to 2.56 and SH broiler/C-hen to 0.99 and thereafter declined with the further

raise. A relative high amount of total carbohydrate (4.99mg/ml) was predicted at this peak, which was consistent with [21] claim: a stronger sweet taste can enhance the overall preference in the soup. Ridge analysis (Table 1) indicated that maximum sensory quality score (6.36) could be obtained. Verification experiments were performed, and taste indices demonstrated that experimental values were reasonably close to the predicted values confirming the validity and adequacy of the predicted models.

Table 1: The results of ridge analysis.

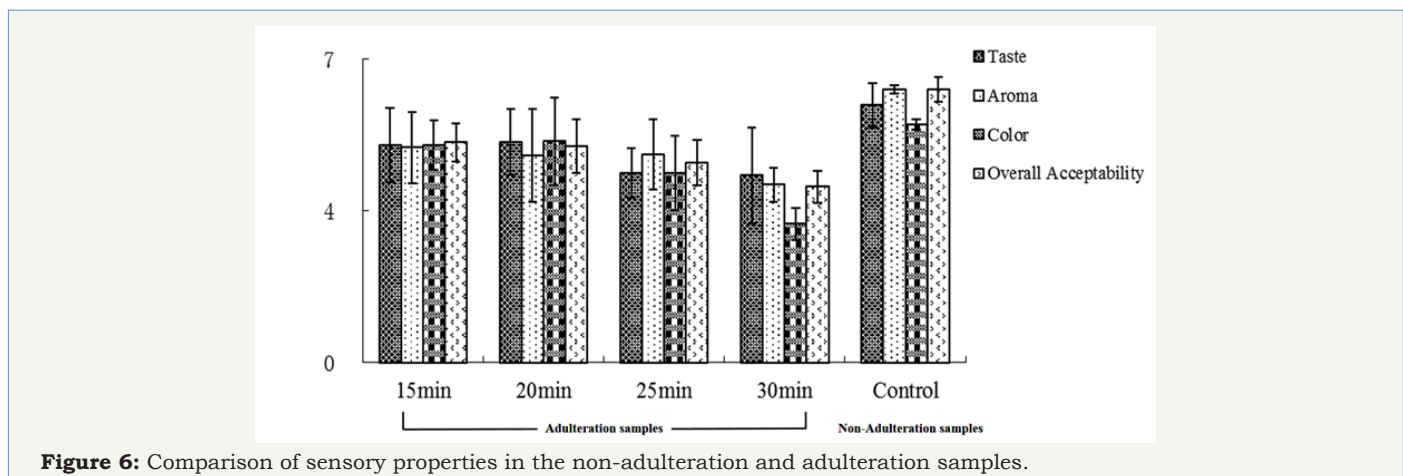
Response	Eigen Values	Stationary Point	Experimental Factors				Maximum	Minimum
			Heating Time (Min)	Water/Chicken (g/g)	SH Broiler/C-Hen (g/g)	Nacl (% , g/g)		
Free amino acids (mg/ml)	0.157, 0.139, -0.060, -0.174	Saddle	103.89 102.61	2.85 2.7	1.19 0.84	1.78 2.41	1.17	0.79
Flavor 5'-nucleotide (mg/ml)	0.094, 0.078, -0.110, -0.204	Saddle	98.9 91.58	2.08 2.77	0.84 1.05	2.21 2	1.23	0.65
Total carbohydrate (mg/ml)	0.077, -0.048, -0.467, -0.667	Saddle	91.64 91.58	2.44 2.77	0.74 1.05	2.05 2	6.05	3.89
Protein (mg/ml)	1.295, 0.085, -1.385, -2.262	Saddle	102.71 102.77	2.33 2.84	0.75 0.74	2.37 1.78	9.62	4.56
Overall acceptability(score)	-1.106	Maximum	101.71	2.63	1.03	2	6.36	—

Comparison of sensory and physicochemical properties in non-adulteration and adulteration samples

Canned pressure chicken soups were acted as adulteration chicken soup samples, while chicken soups in pottery pot were used as non-adulteration ones.

Sensory evaluation: The sensory quality assessments of the chicken soup in pottery pot under optimum conditions (non-

adulteration) and four different canned pressure chicken soups (adulteration) were presented in Figure 6. There were significant differences between non-adulteration and adulteration samples in the taste, aroma and overall acceptability ($P < 0.05$), while as the difference in color was not significant. The pressurized cooking time decreased ($P = 0.0159$) the sensory quality of canned pressure chicken soup in overall acceptability. Similar trends were found in the sensory quality of taste, aroma and color.

**Figure 6:** Comparison of sensory properties in the non-adulteration and adulteration samples.

Physicochemical properties: The physicochemical properties of the non-adulteration and adulteration chicken soups were presented in Figure 7. The non-adulteration samples exhibited a remarkably significant differences to the adulteration samples in the flavor 5'-nucleotides, total carbohydrate and protein but total free amino acids. The most remarkable difference was in the content of total carbohydrate, which was due to the sensitivity of total carbohydrate under heating [22]. Due to the unsupervised

nature, cluster analysis is frequently used to group samples [23]. Figure 8 shows the dendrogram acquired by using the complete method and the squared Euclidian distance. The samples clustered into two groups: ones on the left side consisting of canned pressure chicken soups (adulteration samples); on the right side, including the chicken soups in pottery pot (non-adulteration samples). Therefore, by this method, the discrepancy of the non-adulteration and adulteration samples were discovered [24,25].



7. McCain GR, Blumer TN, Craig HB, Steel RG (1968) Free amino acids in ham muscle during successive aging periods and their relation to flavor. *Journal of Food Science* 33(2): 142-146.
8. Sasaki K, Motoyama M, Mitsumoto M (2007) Changes in the amounts of water-soluble umami-related substances in porcine longissimus and biceps femoris muscles during moist heat cooking. *Meat Science* 77(2): 167-172.
9. Nielsen SS (2003) *Food analysis* (3rd edn), Kluwer Academic/Plenum Publishers, New York, USA, 137-138, 148-149.
10. Lawless HT, Heymann H (1999) *Sensory evaluation of food principles and practices*. Gaithersburg, Aspen Publishers, USA, p. 827.
11. Chen XD, Ma QG, Tang MY, Ji C (2007) Development of breast muscle and meat quality in Arbor Acres broilers, Jingxing 100 crossbred chickens and Beijing fatty chickens. *Meat Science* 77(2): 220-227.
12. Spanier AM, McMillin KW, Miller JA (1990) Enzyme activity levels in beef: effect of postmortem aging and end-point cooking temperature. *Journal of Food Science* 55(2): 318-322.
13. Sommer I, Schwartz H, Solar S, Sontag G (2010) Effect of gamma-irradiation on flavour 50-nucleotides, tyrosine, and phenylalanine in mushrooms (*Agaricus bisporus*). *Food Chemistry* 123(1): 171-174.
14. Kuehba-MM, Matoba T, Hasegawa K (1991) Sensory changes in umami taste of inosine 5-monophosphate solution after heating. *Journal of Food Science* 56(5): 1429-1432.
15. Macy RL, Naumann HD, Bailey ME (1970) Water-soluble flavor and odor precursors of meat. 3. changes in nucleotides, total nucleosides and bases of beef, pork and lamb during heating. *Journal of Food Science* 35(1): 78-80.
16. Kuchiba M, Kaizaki S, Matoba T, Hasegawa K (1990) Depressing effect of salts on thermal degradation of inosine 5-monophosphate and guanosine 5-monophosphate in aqueous solution. *Journal of agricultural and food Chemistry* 38(3): 593-598.
17. Kuroda M, Harada T (2000) Incorporation of histidine and β -alanine into the macromolecular fraction of beef soup stock solution. *Journal of Food Science* 65: 596-603.
18. Dunkel A, Hofmann T (2009) Sensory-directed identification of beta-alanyl dipeptides as contributors to the thick-sour and white-meaty orosensation induced by chicken broth. *Journal of Agricultural and Food Chemistry* 57(21): 9867-9877.
19. Kang SY, Park KS, Choi YI, Lee SH, Auh JH, et al. (2009) Preblending effects of curing agents on the characteristics of mechanically deboned chicken meat. *Korean Journal for Food Science of Animal Resources* 29(2): 220-228.
20. Joseph JK, Awosanya B, Adeniran AT, Otagba UM (1997) Effects of end-point internal cooking temperatures on the meat quality attributes of selected Nigerian poultry meats. *Food quality and preference* 8(1): 57-61.
21. Yoneda C, Okubo K, Kasai M, Hatae K (2005) Extractive components of boiled-dried scallop adductor muscle and effect on the taste of soup after mixing with chicken leg meat. *Journal of the Science of Food and Agriculture* 85(5): 809-816.
22. Macy RL, Naumann HD, Bailey ME (1964) Water-soluble flavor and odor precursors of meat. I. Effects of heating on amino nitrogen constituents and carbohydrates in lyophilized diffusates from aqueous extracts of beef, pork, and lamb. *Journal of Food Science* 29: 142-148.
23. Kment P, Mihaljevic M, Ettler V, Sebek O, Strnad L, et al. (2005) Differentiation of Czech wines using multi element composition-A comparison with vineyard soil. *Food Chemistry*, 91: 157-165.
24. Kuroda M, Ohtake R, Suzuki E, Harada T (2000) Investigation on the formation and the determination of γ -glutamyl- β -alanylhistidine and related isopeptide in the macro molecular fraction of beef soup stock. *Journal of Agricultural and Food Chemistry* 48 (12): 6317-6324.
25. Ozvural EB, Vural H (2011) Grape seed flour is a viable ingredient to improve the nutritional profile and reduce lipid oxidation of frankfurters. *Meat Science* 88(1): 179-183.